

(TBPT) - EUX/C8

2024/08/09 18:44:22

Price
445.9008 GBP

Difference  0.58% (2.57)

General attributes

Symbol	TBPTC8
Exchange	Eurex
Currency	GBP
Security type	Future
Underlying	BP PLC
Maturity	12-2025
Contract size	100

Market data

Bid (Bid size)	- GBP (-)
Ask (Ask size)	- GBP (-)
Open	445.9008 GBP
High	445.9008 GBP
Low	445.9008 GBP
Close (prev. day)	443.3356 GBP
Underlying	BP PLC
Underlying price (date)	433.75 (24/08/09)
Settlement price (date)	445.90 (24/08/09)
Open Interest	0

Performance and Risk

	6m	1y	3y
Perf (%)	-8.22%	-	-
Perf (abs.)	-39.96	-	-
Beta	-	-	-
Volatility	28.68	-	-

Futures and Options

Related Futures	-
Related Options	-

5y












Information about previous performance does not guarantee future performance.
Source: FactSet

Price data

Ø price 5 days Ø volume 5 days (pcs.)	441.3206 GBP (0)
Ø price 30 days Ø volume 30 days (pcs.)	458.8715 GBP (0)
Ø price 100 days Ø volume 100 days (pcs.)	490.0175 GBP (0)
Ø price 250 days Ø volume 250 days (pcs.)	- GBP (-)
YTD High date	549.2713 GBP (2024/04/12)
YTD Low date	436.8307 GBP (2024/08/06)
52 Weeks High date	- GBP (-)
52 Weeks Low date	- GBP (-)

Recent Research

on underlying		on sector	
Date		Headline	Download
2024/07/24		Global Equity Ratings	
2024/07/24		Aktienempfehlungen Global	
2024/07/15		Aktienempfehlungen Global	
2024/07/12		Global Equity Ratings	
2024/06/21		Global Equity Ratings	