

(TBPT) - EUX/C2

2024/06/21 19:39:52

Price
478.4319 GBP
 Difference  0.09% (0.43)

General attributes	
Symbol	TBPTC2
Exchange	Eurex
Currency	GBP
Security type	Future
Underlying	BP PLC
Maturity	08-2024
Contract size	100

Market data	
Bid (Bid size)	- GBP (-)
Ask (Ask size)	- GBP (-)
Open	478.4319 GBP
High	478.4319 GBP
Low	478.4319 GBP
Close (prev. day)	478.0022 GBP
Underlying	BP PLC
Underlying price (date)	473.90 (24/06/25)
Settlement price (date)	481.31 (24/06/25)
Open Interest	0










Performance and Risk			
	6m	1y	3y
Perf (%)	+0.79%	-	-
Perf (abs.)	+3.74	-	-
Beta	-	-	-
Volatility	23.96	-	-

Futures and Options	
Related Futures	-
Related Options	-



Information about previous performance does not guarantee future performance.
 Source: FactSet

Price data	
Ø price 5 days Ø volume 5 days (pcs.)	474.7234 GBP (0)
Ø price 30 days Ø volume 30 days (pcs.)	- GBP (-)
Ø price 100 days Ø volume 100 days (pcs.)	498.0635 GBP (0)
Ø price 250 days Ø volume 250 days (pcs.)	- GBP (-)
YTD High date	545.9505 GBP (2024/04/12)
YTD Low date	450.9533 GBP (2024/01/18)
52 Weeks High date	- GBP (-)
52 Weeks Low date	- GBP (-)

Recent Research			
	on underlying	on sector	
Date		Headline	Download
2024/06/21		Global Equity Ratings	
2024/06/21		Aktienempfehlungen Global	
2024/06/14		Global Equity Ratings	
2024/06/14		Aktienempfehlungen Global	
2024/05/29		Global Equity Ratings	