

CIE FINANCIÈRE RICHEMONT AG FUTURE (CFRL) - EUX/202411

2024/07/29 18:35:11

Price
132.0117 CHF

Difference  -1.14% (-1.52)

General attributes

Symbol	CFRLX24
Exchange	Eurex
Currency	CHF
Security type	Future
Underlying	COMPAGNIE FINANCIERE RICHEMONT SA
Maturity	11-2024
Contract size	100

Market data

Bid (Bid size)	- CHF (-)
Ask (Ask size)	- CHF (-)
Open	132.0117 CHF
High	132.0117 CHF
Low	132.0117 CHF
Close (prev. day)	133.5286 CHF
Underlying	COMPAGNIE FINANCIERE RICHEMONT SA
Underlying price (date)	134.05 (24/07/30)
Settlement price (date)	132.01 (24/07/29)
Open Interest	0

Performance and Risk

	6m	1y	3y
Perf (%)	+3.22%	-	-
Perf (abs.)	+4.12	-	-
Beta	-	-	-
Volatility	22.85	-	-

Futures and Options

Related Futures	-
Related Options	-












Information about previous performance does not guarantee future performance.
Source: FactSet

Price data

Ø price 5 days Ø volume 5 days (pcs.)	132.3606 CHF (0)
Ø price 30 days Ø volume 30 days (pcs.)	137.1366 CHF (0)
Ø price 100 days Ø volume 100 days (pcs.)	137.0514 CHF (0)
Ø price 250 days Ø volume 250 days (pcs.)	- CHF (-)
YTD High date	148.7456 CHF (2024/06/07)
YTD Low date	104.3558 CHF (2024/01/17)
52 Weeks High date	- CHF (-)
52 Weeks Low date	- CHF (-)

Recent Research

on underlying	on sector	on market	
Date		Headline	Download
2024/07/24		Global Equity Ratings	
2024/07/24		Aktienempfehlungen Global	
2024/07/15		Aktienempfehlungen Global	
2024/07/12		Global Equity Ratings	
2024/06/21		Global Equity Ratings	