

APPLE INC. FUTURE (AAPH) - EUX/202411

2024/07/26 18:34:47

Price
221.6388 USD
 Difference  -0.24% (-0.54)

General attributes

Symbol AAPHX24
 Exchange Eurex
 Currency USD
 Security type Future
 Underlying APPLE INC
 Maturity 11-2024
 Contract size 100

Market data

Bid (Bid size) - USD (-)
 Ask (Ask size) - USD (-)
 Open 221.6388 USD
 High 221.6388 USD
 Low 221.6388 USD
 Close (prev. day) 222.1782 USD
 Underlying APPLE INC
 Underlying price (date) 217.96 (24/07/26)
 Settlement price (date) 221.64 (24/07/26)
 Open Interest 0

Performance and Risk

	6m	1y	3y
Perf (%)	+10.06%	-	-
Perf (abs.)	+20.26	-	-
Beta	-	-	-
Volatility	24.41	-	-

Futures and Options

Related Futures -
 Related Options -












Information about previous performance does not guarantee future performance.
 Source: FactSet

Price data

Ø price 5 days Ø volume 5 days (pcs.)	224.5930 USD (0)
Ø price 30 days Ø volume 30 days (pcs.)	224.7911 USD (0)
Ø price 100 days Ø volume 100 days (pcs.)	197.2163 USD (0)
Ø price 250 days Ø volume 250 days (pcs.)	- USD (-)
YTD High date	239.0979 USD (2024/07/15)
YTD Low date	169.5791 USD (2024/04/19)
52 Weeks High date	- USD (-)
52 Weeks Low date	- USD (-)

Recent Research

on underlying	on sector	on market	
Date		Headline	Download
2024/07/24		Global Equity Ratings	
2024/07/24		Aktienempfehlungen Global	
2024/07/15		Aktienempfehlungen Global	
2024/07/12		Global Equity Ratings	
2024/06/21		Global Equity Ratings	