

# APPLE INC. FUTURE (AAPH) - EUX/202411

2024/07/26 18:34:47

**Price**  
**221.6388** USD  
 Difference  -0.24% (-0.54)

**General attributes**

Symbol AAPHX24  
 Exchange Eurex  
 Currency USD  
 Security type Future  
 Underlying APPLE INC  
 Maturity 11-2024  
 Contract size 100

**Market data**

Bid (Bid size) - USD (-)  
 Ask (Ask size) - USD (-)  
 Open 221.6388 USD  
 High 221.6388 USD  
 Low 221.6388 USD  
 Close (prev. day) 222.1782 USD  
 Underlying APPLE INC  
 Underlying price (date) 217.96 (24/07/26)  
 Settlement price (date) 221.64 (24/07/26)  
 Open Interest 0

**Performance and Risk**

	6m	1y	3y
Perf (%)	+10.06%	-	-
Perf (abs.)	+20.26	-	-
Beta	-	-	-
Volatility	24.41	-	-

**Futures and Options**

Related Futures -  
 Related Options -












Information about previous performance does not guarantee future performance.  
 Source: FactSet

**Price data**

Ø price 5 days   Ø volume 5 days (pcs.)	224.5930 USD (0)
Ø price 30 days   Ø volume 30 days (pcs.)	224.7911 USD (0)
Ø price 100 days   Ø volume 100 days (pcs.)	197.2163 USD (0)
Ø price 250 days   Ø volume 250 days (pcs.)	- USD (-)
YTD High   date	239.0979 USD (2024/07/15)
YTD Low   date	169.5791 USD (2024/04/19)
52 Weeks High   date	- USD (-)
52 Weeks Low   date	- USD (-)

**Recent Research**

on underlying	on sector	on market	
Date		Headline	Download
2024/07/24		Global Equity Ratings	
2024/07/24		Aktienempfehlungen Global	
2024/07/15		Aktienempfehlungen Global	
2024/07/12		Global Equity Ratings	
2024/06/21		Global Equity Ratings	