

APPLE INC. FUTURE (AAPH) - EUX/202411

2024/07/17 18:45:11

Price
232.4529 USD

Difference  **-2.23% (-5.30)**

General attributes

Symbol	AAPHX24
Exchange	Eurex
Currency	USD
Security type	Future
Underlying	APPLE INC
Maturity	11-2024
Contract size	100

Market data

Bid (Bid size)	- USD (-)
Ask (Ask size)	- USD (-)
Open	232.4529 USD
High	232.4529 USD
Low	232.4529 USD
Close (prev. day)	237.7509 USD
Underlying	APPLE INC
Underlying price (date)	228.88 (24/07/17)
Settlement price (date)	232.45 (24/07/17)
Open Interest	0

Performance and Risk

	6m	1y	3y
Perf (%)	+24.79%	-	-
Perf (abs.)	+47.24	-	-
Beta	-	-	-
Volatility	24.11	-	-

Futures and Options

Related Futures	-
Related Options	-

5y












Information about previous performance does not guarantee future performance.
 Source: FactSet

Price data

Ø price 5 days Ø volume 5 days (pcs.)	235.5662 USD (0)
Ø price 30 days Ø volume 30 days (pcs.)	220.0443 USD (0)
Ø price 100 days Ø volume 100 days (pcs.)	193.9039 USD (0)
Ø price 250 days Ø volume 250 days (pcs.)	- USD (-)
YTD High date	239.0979 USD (2024/07/15)
YTD Low date	169.5791 USD (2024/04/19)
52 Weeks High date	- USD (-)
52 Weeks Low date	- USD (-)

Recent Research

on underlying	on sector	on market	
Date		Headline	Download
2024/07/15		Aktienempfehlungen Global	
2024/07/12		Global Equity Ratings	
2024/06/21		Global Equity Ratings	
2024/06/21		Aktienempfehlungen Global	
2024/06/14		Global Equity Ratings	