


APPLE INC. FUTURE (AAPH) - EUX/202411

2024/06/14 18:38:37

Price
217.4645 USD

Difference  **-0.50% (-1.09)**

General attributes

| | |
|---------------|-----------|
| Symbol | AAPHX24 |
| Exchange | Eurex |
| Currency | USD |
| Security type | Future |
| Underlying | APPLE INC |
| Maturity | 11-2024 |
| Contract size | 100 |

Market data

| | |
|-------------------------|-------------------|
| Bid (Bid size) | - USD (-) |
| Ask (Ask size) | - USD (-) |
| Open | 217.4645 USD |
| High | 217.4645 USD |
| Low | 217.4645 USD |
| Close (prev. day) | 218.5519 USD |
| Underlying | APPLE INC |
| Underlying price (date) | 212.49 (24/06/14) |
| Settlement price (date) | 217.46 (24/06/14) |
| Open Interest | 0 |

Performance and Risk

| | 6m | 1y | 3y |
|-------------|--------|----|----|
| Perf (%) | +4.99% | - | - |
| Perf (abs.) | +10.34 | - | - |
| Beta | - | - | - |
| Volatility | 23.88 | - | - |

Futures and Options

| | |
|-----------------|---|
| Related Futures | - |
| Related Options | - |













Information about previous performance does not guarantee future performance.
 Source: FactSet

Price data

| | |
|---|---------------------------|
| Ø price 5 days Ø volume 5 days (pcs.) | 213.1870 USD (0) |
| Ø price 30 days Ø volume 30 days (pcs.) | 197.4288 USD (0) |
| Ø price 100 days Ø volume 100 days (pcs.) | 187.2654 USD (0) |
| Ø price 250 days Ø volume 250 days (pcs.) | - USD (-) |
| YTD High date | 221.1855 USD (2024/06/12) |
| YTD Low date | 169.5791 USD (2024/04/19) |
| 52 Weeks High date | - USD (-) |
| 52 Weeks Low date | - USD (-) |

Recent Research

| on underlying | | | | on sector | | | | on market | | | |
|---------------|---|---------------------------|--|---|--|--|--|-----------|--|--|--|
| Date | | Headline | | Download | | | | | | | |
| 2024/06/14 |  | Global Equity Ratings | |  | | | | | | | |
| 2024/06/14 |  | Aktienempfehlungen Global | |  | | | | | | | |
| 2024/05/29 |  | Global Equity Ratings | |  | | | | | | | |
| 2024/05/29 |  | Aktienempfehlungen Global | |  | | | | | | | |
| 2024/04/26 |  | Global Equity Ratings | |  | | | | | | | |