

APPLE INC. FUTURE (AAPH) - EUX/202411

2024/05/23 18:39:44

Price
193.9666 USD

Difference  **-1.39% (-2.73)**

General attributes

Symbol	AAPHX24
Exchange	Eurex
Currency	USD
Security type	Future
Underlying	APPLE INC
Maturity	11-2024
Contract size	100

Market data

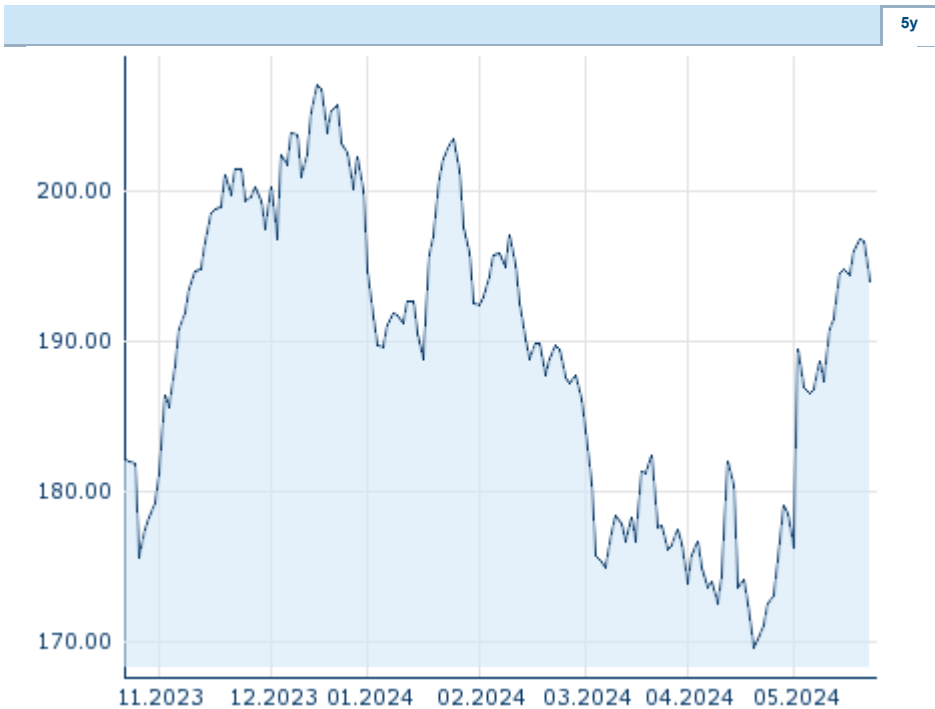
Bid (Bid size)	- USD (-)
Ask (Ask size)	- USD (-)
Open	193.9666 USD
High	193.9666 USD
Low	193.9666 USD
Close (prev. day)	196.6989 USD
Underlying	APPLE INC
Underlying price (date)	186.86 (24/05/23)
Settlement price (date)	193.97 (24/05/23)
Open Interest	0

Performance and Risk

	6m	1y	3y
Perf (%)	-3.78%	-	-
Perf (abs.)	-7.61	-	-
Beta	-	-	-
Volatility	22.09	-	-

Futures and Options

Related Futures	-
Related Options	-












Information about previous performance does not guarantee future performance.
 Source: FactSet

Price data

Ø price 5 days Ø volume 5 days (pcs.)	195.5879 USD (0)
Ø price 30 days Ø volume 30 days (pcs.)	183.2644 USD (0)
Ø price 100 days Ø volume 100 days (pcs.)	185.8182 USD (0)
Ø price 250 days Ø volume 250 days (pcs.)	- USD (-)
YTD High date	203.4762 USD (2024/01/25)
YTD Low date	169.5791 USD (2024/04/19)
52 Weeks High date	- USD (-)
52 Weeks Low date	- USD (-)

Recent Research

on underlying	on sector	on market	
Date		Headline	Download
2024/04/26		Global Equity Ratings	
2024/04/26		Aktienempfehlungen Global	
2024/04/03		Global Equity Ratings	
2024/04/03		Aktienempfehlungen Global	
2024/03/13		Global Equity Ratings	