

# APPLE INC. FUTURE (AAPH) - EUX/202411

2024/05/10 18:28:51

**Price**  
**187.3581** USD

**Difference**  **-0.69% (-1.29)**

**General attributes**

Symbol	AAPHX24
Exchange	Eurex
Currency	USD
Security type	Future
Underlying	APPLE INC
Maturity	11-2024
Contract size	100

**Market data**

Bid (Bid size)	- USD (-)
Ask (Ask size)	- USD (-)
Open	187.3581 USD
High	187.3581 USD
Low	187.3581 USD
Close (prev. day)	188.6511 USD
Underlying	APPLE INC
Underlying price (date)	185.23 (24/05/13)
Settlement price (date)	187.36 (24/05/10)
Open Interest	0



Information about previous performance does not guarantee future performance.  
Source: FactSet

**Performance and Risk**

	6m	1y	3y
Perf (%)	-3.76%	-	-
Perf (abs.)	-7.32	-	-
Beta	-	-	-
Volatility	21.92	-	-










**Futures and Options**

Related Futures	-
Related Options	-

**Price data**

Ø price 5 days   Ø volume 5 days (pcs.)	187.2451 USD (0)
Ø price 30 days   Ø volume 30 days (pcs.)	177.4500 USD (0)
Ø price 100 days   Ø volume 100 days (pcs.)	186.6259 USD (0)
Ø price 250 days   Ø volume 250 days (pcs.)	- USD (-)
YTD High   date	203.4762 USD (2024/01/25)
YTD Low   date	169.5791 USD (2024/04/19)
52 Weeks High   date	- USD (-)
52 Weeks Low   date	- USD (-)

**Recent Research**

on underlying	on sector	on market	
Date		Headline	Download
2024/04/26		Global Equity Ratings	
2024/04/26		Aktienempfehlungen Global	
2024/04/03		Global Equity Ratings	
2024/04/03		Aktienempfehlungen Global	
2024/03/13		Global Equity Ratings	