

# (THSB) - EUX/202412

2024/07/16 19:01:40

Price  
**707.123** GBP

Difference  0.01% (0.10)

### General attributes

Symbol	THSBZ24
Exchange	Eurex
Currency	GBP
Security type	Future
Underlying	HSBC HOLDINGS PLC
Maturity	12-2024
Contract size	100

### Market data

Bid (Bid size)	- GBP (-)
Ask (Ask size)	- GBP (-)
Open	707.123 GBP
High	707.123 GBP
Low	707.123 GBP
Close (prev. day)	707.0238 GBP
Underlying	HSBC HOLDINGS PLC
Underlying price (date)	664.00 (24/07/16)
Settlement price (date)	707.12 (24/07/16)
Open Interest	0

### Performance and Risk

	6m	1y	3y
Perf (%)	+16.37%	-	-
Perf (abs.)	+99.48	-	-
Beta	-	-	-
Volatility	21.27	-	-

### Futures and Options

Related Futures	-
Related Options	-

5y












Information about previous performance does not guarantee future performance.  
Source: FactSet

### Price data

Ø price 5 days   Ø volume 5 days (pcs.)	712.387 GBP (0)
Ø price 30 days   Ø volume 30 days (pcs.)	728.371 GBP (0)
Ø price 100 days   Ø volume 100 days (pcs.)	694.163 GBP (0)
Ø price 250 days   Ø volume 250 days (pcs.)	- GBP (-)
YTD High   date	755.980 GBP (2024/05/14)
YTD Low   date	597.572 GBP (2024/02/21)
52 Weeks High   date	- GBP (-)
52 Weeks Low   date	- GBP (-)

### Recent Research

on underlying		on sector	
Date		Headline	Download
2024/07/15		Aktienempfehlungen Global	
2024/07/12		Global Equity Ratings	
2024/06/21		Global Equity Ratings	
2024/06/21		Aktienempfehlungen Global	
2024/06/14		Global Equity Ratings	