

## ALSTOM S.A. FUTURE (AOMJ) - EUX/202411

2024/07/26 18:34:51

Price  
**18.1164** EURDifference  2.15% (0.38)

## General attributes

Symbol	AOMJX24
Exchange	Eurex
Currency	EUR
Security type	Future
Underlying	ALSTOM SA
Maturity	11-2024
Contract size	106

## Market data

Bid (Bid size)	- EUR (-)
Ask (Ask size)	- EUR (-)
Open	18.1164 EUR
High	18.1164 EUR
Low	18.1164 EUR
Close (prev. day)	17.735 EUR
Underlying	ALSTOM SA
Underlying price (date)	18.00 (24/07/26)
Settlement price (date)	18.12 (24/07/26)
Open Interest	690

## Performance and Risk

	6m	1y	3y
Perf (%)	+50.30%	-	-
Perf (abs.)	+6.06	-	-
Beta	-	-	-
Volatility	39.54	-	-

## Futures and Options

Related Futures	-
Related Options	-

5y












Information about previous performance does not guarantee future performance.  
Source: FactSet

## Price data

Ø price 5 days   Ø volume 5 days (pcs.)	18.1336 EUR (0)
Ø price 30 days   Ø volume 30 days (pcs.)	16.8426 EUR (0)
Ø price 100 days   Ø volume 100 days (pcs.)	16.0747 EUR (7)
Ø price 250 days   Ø volume 250 days (pcs.)	- EUR (-)
YTD High   date	19.9120 EUR (2024/05/27)
YTD Low   date	11.3131 EUR (2024/01/19)
52 Weeks High   date	- EUR (-)
52 Weeks Low   date	- EUR (-)

## Recent Research

on underlying   on sector   on market			
Date		Headline	Download
2022/05/04		Global Equity Ratings	
2022/05/04		Aktienempfehlungen Global	
2022/04/27		Global Equity Ratings	
2022/04/27		Aktienempfehlungen Global	
2022/04/14		Global Equity Ratings	