

## ALSTOM S.A. FUTURE (AOMJ) - EUX/202411

2024/05/02 18:23:07

Price  
**15.8687** EURDifference  4.48% (0.68)

## General attributes

Symbol	AOMJX24
Exchange	Eurex
Currency	EUR
Security type	Future
Underlying	ALSTOM SA
Maturity	11-2024
Contract size	100

## Market data

Bid (Bid size)	- EUR (-)
Ask (Ask size)	- EUR (-)
Open	15.8687 EUR
High	15.8687 EUR
Low	15.8687 EUR
Close (prev. day)	15.188 EUR
Underlying	ALSTOM SA
Underlying price (date)	15.545 (24/05/02)
Settlement price (date)	15.87 (24/05/02)
Open Interest	0

## Performance and Risk

	6m	1y	3y
Perf (%)	+16.95%	-	-
Perf (abs.)	+2.30	-	-
Beta	-	-	-
Volatility	48.49	-	-

## Futures and Options

Related Futures	-
Related Options	-












Information about previous performance does not guarantee future performance.  
Source: FactSet

## Price data

Ø price 5 days   Ø volume 5 days (pcs.)	15.4471 EUR (0)
Ø price 30 days   Ø volume 30 days (pcs.)	14.6605 EUR (0)
Ø price 100 days   Ø volume 100 days (pcs.)	12.8668 EUR (0)
Ø price 250 days   Ø volume 250 days (pcs.)	- EUR (-)
YTD High   date	15.8687 EUR (2024/05/02)
YTD Low   date	11.3131 EUR (2024/01/19)
52 Weeks High   date	- EUR (-)
52 Weeks Low   date	- EUR (-)

## Recent Research

on underlying   on sector   on market			
Date		Headline	Download
2022/05/04		Global Equity Ratings	
2022/05/04		Aktienempfehlungen Global	
2022/04/27		Global Equity Ratings	
2022/04/27		Aktienempfehlungen Global	
2022/04/14		Global Equity Ratings	