

(TBPT) - EUX/202409

2024/05/15 18:59:34

Price
501.7883 GBP

Difference  -1.07% (-5.43)

General attributes

Symbol	TBPTU24
Exchange	Eurex
Currency	GBP
Security type	Future
Underlying	BP PLC
Maturity	09-2024
Contract size	100

Market data

Bid (Bid size)	- GBP (-)
Ask (Ask size)	- GBP (-)
Open	501.7883 GBP
High	501.7883 GBP
Low	501.7883 GBP
Close (prev. day)	507.2191 GBP
Underlying	BP PLC
Underlying price (date)	486.85 (24/05/16)
Settlement price (date)	501.79 (24/05/15)
Open Interest	0

Performance and Risk

	6m	1y	3y
Perf (%)	+1.54%	-	-
Perf (abs.)	+7.62	-	-
Beta	-	-	-
Volatility	17.65	-	-

Futures and Options

Related Futures	-
Related Options	-

5y












Information about previous performance does not guarantee future performance.
Source: FactSet

Price data

Ø price 5 days Ø volume 5 days (pcs.)	507.7198 GBP (0)
Ø price 30 days Ø volume 30 days (pcs.)	520.8568 GBP (0)
Ø price 100 days Ø volume 100 days (pcs.)	491.9760 GBP (0)
Ø price 250 days Ø volume 250 days (pcs.)	- GBP (-)
YTD High date	546.2343 GBP (2024/04/12)
YTD Low date	451.5018 GBP (2024/01/18)
52 Weeks High date	- GBP (-)
52 Weeks Low date	- GBP (-)

Recent Research

on underlying		on sector	
Date		Headline	Download
2024/04/26		Global Equity Ratings	
2024/04/26		Aktienempfehlungen Global	
2024/04/03		Global Equity Ratings	
2024/04/03		Aktienempfehlungen Global	
2024/03/13		Global Equity Ratings	