

## (TRKT) - EUX/202409

2024/07/16 19:01:44

Price  
**4,294.303** GBP

Difference  -0.04% (-1.64)

## General attributes

|               |                             |
|---------------|-----------------------------|
| Symbol        | TRKTU24                     |
| Exchange      | Eurex                       |
| Currency      | GBP                         |
| Security type | Future                      |
| Underlying    | RECKITT BENCKISER GROUP PLC |
| Maturity      | 09-2024                     |
| Contract size | 100                         |

## Market data

|                         |                             |
|-------------------------|-----------------------------|
| Bid (Bid size)          | - GBP (-)                   |
| Ask (Ask size)          | - GBP (-)                   |
| Open                    | 4,294.303 GBP               |
| High                    | 4,294.303 GBP               |
| Low                     | 4,294.303 GBP               |
| Close (prev. day)       | 4,295.9472 GBP              |
| Underlying              | RECKITT BENCKISER GROUP PLC |
| Underlying price (date) | 4,278.00 (24/07/16)         |
| Settlement price (date) | 4,294.30 (24/07/16)         |
| Open Interest           | 0                           |

## Performance and Risk

|             | 6m        | 1y | 3y |
|-------------|-----------|----|----|
| Perf (%)    | -24.37%   | -  | -  |
| Perf (abs.) | -1,384.18 | -  | -  |
| Beta        | -         | -  | -  |
| Volatility  | 36.23     | -  | -  |

## Futures and Options

|                 |   |
|-----------------|---|
| Related Futures | - |
| Related Options | - |













5y

Information about previous performance does not guarantee future performance.  
 Source: FactSet

## Price data

|   |                            |
|---|----------------------------|
| Ø price 5 days   Ø volume 5 days (pcs.)     | 4,325.436 GBP (0)          |
| Ø price 30 days   Ø volume 30 days (pcs.)   | 4,400.360 GBP (0)          |
| Ø price 100 days   Ø volume 100 days (pcs.) | 4,556.459 GBP (0)          |
| Ø price 250 days   Ø volume 250 days (pcs.) | - GBP (-)                  |
| YTD High   date                             | 5,831.691 GBP (2024/02/27) |
| YTD Low   date                              | 4,183.207 GBP (2024/04/17) |
| 52 Weeks High   date                        | - GBP (-)                  |
| 52 Weeks Low   date                         | - GBP (-)                  |

## Recent Research

| on underlying |   | on sector                 |   |
|---------------|---|---------------------------|---|
| Date          |   | Headline                  | Download  |
| 2022/05/04    |  | Global Equity Ratings     |  |
| 2022/05/04    |  | Aktienempfehlungen Global |  |
| 2022/04/27    |  | Global Equity Ratings     |  |
| 2022/04/27    |  | Aktienempfehlungen Global |  |
| 2022/04/14    |  | Global Equity Ratings     |  |