

# (THSB) - EUX/202406

2024/05/21 19:14:54

Price  
**745.3383** GBP

Difference  0.27% (2.00)

### General attributes

|               |                   |
|---------------|-------------------|
| Symbol        | THSBM24           |
| Exchange      | Eurex             |
| Currency      | GBP               |
| Security type | Future            |
| Underlying    | HSBC HOLDINGS PLC |
| Maturity      | 06-2024           |
| Contract size | 100               |

### Market data

|                         |                   |
|-------------------------|-------------------|
| Bid (Bid size)          | - GBP (-)         |
| Ask (Ask size)          | - GBP (-)         |
| Open                    | 745.3383 GBP      |
| High                    | 745.3383 GBP      |
| Low                     | 745.3383 GBP      |
| Close (prev. day)       | 743.343 GBP       |
| Underlying              | HSBC HOLDINGS PLC |
| Underlying price (date) | 69.50 (24/05/22)  |
| Settlement price (date) | 745.34 (24/05/21) |
| Open Interest           | 0                 |

### Performance and Risk

|             | 6m      | 1y | 3y |
|-------------|---------|----|----|
| Perf (%)    | +18.55% | -  | -  |
| Perf (abs.) | +116.64 | -  | -  |
| Beta        | -       | -  | -  |
| Volatility  | 21.89   | -  | -  |

### Futures and Options

|                 |   |
|-----------------|---|
| Related Futures | - |
| Related Options | - |

5y













Information about previous performance does not guarantee future performance.  
Source: FactSet

### Price data

|   |                           |
|---|---------------------------|
| Ø price 5 days   Ø volume 5 days (pcs.)     | 745.5748 GBP (0)          |
| Ø price 30 days   Ø volume 30 days (pcs.)   | 710.1999 GBP (0)          |
| Ø price 100 days   Ø volume 100 days (pcs.) | 652.8034 GBP (0)          |
| Ø price 250 days   Ø volume 250 days (pcs.) | - GBP (-)                 |
| YTD High   date                             | 754.7449 GBP (2024/05/14) |
| YTD Low   date                              | 596.7068 GBP (2024/02/21) |
| 52 Weeks High   date                        | - GBP (-)                 |
| 52 Weeks Low   date                         | - GBP (-)                 |

### Recent Research

| on underlying |   | on sector                 |   |
|---------------|---|---------------------------|---|
| Date          |   | Headline                  | Download  |
| 2024/04/26    |  | Global Equity Ratings     |  |
| 2024/04/26    |  | Aktienempfehlungen Global |  |
| 2024/04/03    |  | Global Equity Ratings     |  |
| 2024/04/03    |  | Aktienempfehlungen Global |  |
| 2024/03/13    |  | Global Equity Ratings     |  |