

# (TDGE) - EUX/202506

2024/07/29 18:47:14

Price  
**2,530.7338** GBP

Difference  -0.72% (-18.32)

### General attributes

|               |            |
|---------------|------------|
| Symbol        | TDGEM25    |
| Exchange      | Eurex      |
| Currency      | GBP        |
| Security type | Future     |
| Underlying    | DIAGEO PLC |
| Maturity      | 06-2025    |
| Contract size | 100        |

### Market data

|                         |                     |
|-------------------------|---------------------|
| Bid (Bid size)          | - GBp (-)           |
| Ask (Ask size)          | - GBp (-)           |
| Open                    | 2,530.7338 GBp      |
| High                    | 2,530.7338 GBp      |
| Low                     | 2,530.7338 GBp      |
| Close (prev. day)       | 2,549.0579 GBp      |
| Underlying              | DIAGEO PLC          |
| Underlying price (date) | 2,547.50 (24/07/29) |
| Settlement price (date) | 2,530.73 (24/07/29) |
| Open Interest           | 0                   |

### Performance and Risk

|             | 6m      | 1y | 3y |
|-------------|---------|----|----|
| Perf (%)    | -11.79% | -  | -  |
| Perf (abs.) | -338.24 | -  | -  |
| Beta        | -       | -  | -  |
| Volatility  | 15.77   | -  | -  |

### Futures and Options

|                 |   |
|-----------------|---|
| Related Futures | - |
| Related Options | - |













Information about previous performance does not guarantee future performance.  
Source: FactSet

### Price data

|   |                             |
|---|-----------------------------|
| Ø price 5 days   Ø volume 5 days (pcs.)     | 2,511.3015 GBp (0)          |
| Ø price 30 days   Ø volume 30 days (pcs.)   | 2,513.6724 GBp (0)          |
| Ø price 100 days   Ø volume 100 days (pcs.) | 2,714.9843 GBp (0)          |
| Ø price 250 days   Ø volume 250 days (pcs.) | - GBp (-)                   |
| YTD High   date                             | 3,043.2834 GBp (2024/02/27) |
| YTD Low   date                              | 2,455.6450 GBp (2024/07/02) |
| 52 Weeks High   date                        | - GBp (-)                   |
| 52 Weeks Low   date                         | - GBp (-)                   |

### Recent Research

| on underlying |   | on sector                 |   |
|---------------|---|---------------------------|---|
| Date          |   | Headline                  | Download  |
| 2024/07/24    |  | Global Equity Ratings     |  |
| 2024/07/24    |  | Aktienempfehlungen Global |  |
| 2024/07/15    |  | Aktienempfehlungen Global |  |
| 2024/07/12    |  | Global Equity Ratings     |  |
| 2024/06/21    |  | Global Equity Ratings     |  |