

# (TBPT) - EUX/202412

2024/07/12 18:52:06

Price  
**460.2651** GBP

Difference  0.36% (1.64)

### General attributes

Symbol	TBPTZ24
Exchange	Eurex
Currency	GBP
Security type	Future
Underlying	BP PLC
Maturity	12-2024
Contract size	100

### Market data

Bid (Bid size)	- GBP (-)
Ask (Ask size)	- GBP (-)
Open	460.2651 GBP
High	460.2651 GBP
Low	460.2651 GBP
Close (prev. day)	458.6212 GBP
Underlying	BP PLC
Underlying price (date)	453.50 (24/07/12)
Settlement price (date)	460.27 (24/07/12)
Open Interest	0

### Performance and Risk

	6m	1y	3y
Perf (%)	-0.44%	-	-
Perf (abs.)	-2.04	-	-
Beta	-	-	-
Volatility	18.79	-	-

### Futures and Options

Related Futures	-
Related Options	-

5y












Information about previous performance does not guarantee future performance.  
Source: FactSet

### Price data

Ø price 5 days   Ø volume 5 days (pcs.)	464.7644 GBP (0)
Ø price 30 days   Ø volume 30 days (pcs.)	476.9359 GBP (0)
Ø price 100 days   Ø volume 100 days (pcs.)	496.8229 GBP (0)
Ø price 250 days   Ø volume 250 days (pcs.)	- GBP (-)
YTD High   date	546.6349 GBP (2024/04/12)
YTD Low   date	451.8929 GBP (2024/01/18)
52 Weeks High   date	- GBP (-)
52 Weeks Low   date	- GBP (-)

### Recent Research

on underlying		on sector	
Date		Headline	Download
2024/07/12		Global Equity Ratings	
2024/07/12		Aktienempfehlungen Global	
2024/06/21		Global Equity Ratings	
2024/06/21		Aktienempfehlungen Global	
2024/06/14		Global Equity Ratings	