

# NOVARTIS AG FUTURE (NOVH) - EUX/202411

2024/07/16 18:50:44

Price  
**99.2869** CHF

Difference  -0.21% (-0.21)

### General attributes

Symbol	NOVHX24
Exchange	Eurex
Currency	CHF
Security type	Future
Underlying	NOVARTIS AG
Maturity	11-2024
Contract size	100

### Market data

Bid (Bid size)	- CHF (-)
Ask (Ask size)	- CHF (-)
Open	99.2869 CHF
High	99.2869 CHF
Low	99.2869 CHF
Close (prev. day)	99.4929 CHF
Underlying	NOVARTIS AG
Underlying price (date)	98.90 (24/07/16)
Settlement price (date)	99.29 (24/07/16)
Open Interest	2,975

### Performance and Risk

	6m	1y	3y
Perf (%)	+9.86%	-	-
Perf (abs.)	+8.93	-	-
Beta	-	-	-
Volatility	16.04	-	-

### Futures and Options

Related Futures	-
Related Options	-

5y












Information about previous performance does not guarantee future performance.  
Source: FactSet

### Price data

Ø price 5 days   Ø volume 5 days (pcs.)	99.1753 CHF (0)
Ø price 30 days   Ø volume 30 days (pcs.)	96.2094 CHF (0)
Ø price 100 days   Ø volume 100 days (pcs.)	91.3940 CHF (4)
Ø price 250 days   Ø volume 250 days (pcs.)	- CHF (-)
YTD High   date	100.4707 CHF (2024/07/12)
YTD Low   date	83.4388 CHF (2024/01/02)
52 Weeks High   date	- CHF (-)
52 Weeks Low   date	- CHF (-)

### Recent Research

on underlying	on sector	on market	
Date		Headline	Download
2024/07/15		Aktienempfehlungen Global	
2024/07/12		Global Equity Ratings	
2024/06/21		Global Equity Ratings	
2024/06/21		Aktienempfehlungen Global	
2024/06/14		Global Equity Ratings	