

NOVARTIS AG FUTURE (NOVH) - EUX/202411

2024/06/04 18:34:18

Price
93.2733 CHF

Difference  -0.00% (-0.00)

General attributes

Symbol	NOVHX24
Exchange	Eurex
Currency	CHF
Security type	Future
Underlying	NOVARTIS AG
Maturity	11-2024
Contract size	100

Market data

Bid (Bid size)	- CHF (-)
Ask (Ask size)	- CHF (-)
Open	93.2733 CHF
High	93.2733 CHF
Low	93.2733 CHF
Close (prev. day)	93.2768 CHF
Underlying	NOVARTIS AG
Underlying price (date)	92.73 (24/06/04)
Settlement price (date)	93.27 (24/06/04)
Open Interest	2,975

Performance and Risk

	6m	1y	3y
Perf (%)	+10.04%	-	-
Perf (abs.)	+8.51	-	-
Beta	-	-	-
Volatility	16.89	-	-

Futures and Options

Related Futures	-
Related Options	-

5y












Information about previous performance does not guarantee future performance.
Source: FactSet

Price data

Ø price 5 days Ø volume 5 days (pcs.)	92.6287 CHF (0)
Ø price 30 days Ø volume 30 days (pcs.)	91.8509 CHF (0)
Ø price 100 days Ø volume 100 days (pcs.)	89.4153 CHF (33)
Ø price 250 days Ø volume 250 days (pcs.)	- CHF (-)
YTD High date	94.4642 CHF (2024/05/21)
YTD Low date	83.4388 CHF (2024/01/02)
52 Weeks High date	- CHF (-)
52 Weeks Low date	- CHF (-)

Recent Research

on underlying	on sector	on market	
Date		Headline	Download
2024/05/29		Global Equity Ratings	
2024/05/29		Aktienempfehlungen Global	
2024/04/26		Global Equity Ratings	
2024/04/26		Aktienempfehlungen Global	
2024/04/03		Global Equity Ratings	