

SAP SE FUTURE (SAPJ) - EUX/202411

2024/07/15 18:41:43

Price
190.3191 EUR

Difference  -0.55% (-1.06)

General attributes

Symbol	SAPJX24
Exchange	Eurex
Currency	EUR
Security type	Future
Underlying	SAP SE
Maturity	11-2024
Contract size	100

Market data

Bid (Bid size)	- EUR (-)
Ask (Ask size)	- EUR (-)
Open	190.3191 EUR
High	190.3191 EUR
Low	190.3191 EUR
Close (prev. day)	191.375 EUR
Underlying	SAP SE
Underlying price (date)	187.44 (24/07/16)
Settlement price (date)	190.32 (24/07/15)
Open Interest	0

Performance and Risk

	6m	1y	3y
Perf (%)	+29.29%	-	-
Perf (abs.)	+43.11	-	-
Beta	-	-	-
Volatility	24.67	-	-

Futures and Options

Related Futures	-
Related Options	-

5y












Information about previous performance does not guarantee future performance.
Source: FactSet

Price data

Ø price 5 days Ø volume 5 days (pcs.)	189.3227 EUR (0)
Ø price 30 days Ø volume 30 days (pcs.)	184.5733 EUR (0)
Ø price 100 days Ø volume 100 days (pcs.)	179.2172 EUR (0)
Ø price 250 days Ø volume 250 days (pcs.)	- EUR (-)
YTD High date	192.4588 EUR (2024/06/28)
YTD Low date	139.0476 EUR (2024/01/04)
52 Weeks High date	- EUR (-)
52 Weeks Low date	- EUR (-)

Recent Research

on underlying	on sector	on market	
Date		Headline	Download
2024/07/15		Aktienempfehlungen Global	
2024/07/12		Global Equity Ratings	
2024/06/21		Global Equity Ratings	
2024/06/21		Aktienempfehlungen Global	
2024/06/14		Global Equity Ratings	