

# ABB LTD. FUTURE (ABBG) - EUX/202411

2024/09/02 18:39:38

Price  
**49.0774** CHF

Difference  0.69% (0.34)

### General attributes

Symbol	ABBGX24
Exchange	Eurex
Currency	CHF
Security type	Future
Underlying	ABB LTD
Maturity	11-2024
Contract size	100

### Market data

Bid (Bid size)	- CHF (-)
Ask (Ask size)	- CHF (-)
Open	49.0774 CHF
High	49.0774 CHF
Low	49.0774 CHF
Close (prev. day)	48.7399 CHF
Underlying	ABB LTD
Underlying price (date)	49.02 (24/09/03)
Settlement price (date)	49.08 (24/09/02)
Open Interest	0

### Performance and Risk

	6m	1y	3y
Perf (%)	+21.34%	-	-
Perf (abs.)	+8.63	-	-
Beta	-	-	-
Volatility	24.18	-	-

### Futures and Options

Related Futures	-
Related Options	-

5y












Information about previous performance does not guarantee future performance.  
Source: FactSet

### Price data

Ø price 5 days   Ø volume 5 days (pcs.)	48.4814 CHF (0)
Ø price 30 days   Ø volume 30 days (pcs.)	47.3325 CHF (0)
Ø price 100 days   Ø volume 100 days (pcs.)	48.2612 CHF (0)
Ø price 250 days   Ø volume 250 days (pcs.)	- CHF (-)
YTD High   date	52.0528 CHF (2024/07/12)
YTD Low   date	34.9722 CHF (2024/01/19)
52 Weeks High   date	- CHF (-)
52 Weeks Low   date	- CHF (-)

### Recent Research

on underlying	on sector	on market	
Date		Headline	Download
2024/08/12		Global Equity Ratings	
2024/08/12		Aktienempfehlungen Global	
2024/07/24		Global Equity Ratings	
2024/07/24		Aktienempfehlungen Global	
2024/07/15		Aktienempfehlungen Global	