

ABB LTD. FUTURE (ABBG) - EUX/202411

2024/09/13 18:34:52

Price
47.1285 CHF
 Difference  0.38% (0.18)

General attributes

Symbol	ABBGX24
Exchange	Eurex
Currency	CHF
Security type	Future
Underlying	ABB LTD
Maturity	11-2024
Contract size	100

Market data

Bid (Bid size)	- CHF (-)
Ask (Ask size)	- CHF (-)
Open	47.1285 CHF
High	47.1285 CHF
Low	47.1285 CHF
Close (prev. day)	46.9497 CHF
Underlying	ABB LTD
Underlying price (date)	47.07 (24/09/16)
Settlement price (date)	47.13 (24/09/13)
Open Interest	0

Performance and Risk

	6m	1y	3y
Perf (%)	+12.84%	-	-
Perf (abs.)	+5.36	-	-
Beta	-	-	-
Volatility	24.90	-	-

Futures and Options

Related Futures	-
Related Options	-

5y












Information about previous performance does not guarantee future performance.
 Source: FactSet

Price data

Ø price 5 days Ø volume 5 days (pcs.)	46.5050 CHF (0)
Ø price 30 days Ø volume 30 days (pcs.)	46.9035 CHF (0)
Ø price 100 days Ø volume 100 days (pcs.)	48.5104 CHF (0)
Ø price 250 days Ø volume 250 days (pcs.)	- CHF (-)
YTD High date	52.0528 CHF (2024/07/12)
YTD Low date	34.9722 CHF (2024/01/19)
52 Weeks High date	- CHF (-)
52 Weeks Low date	- CHF (-)

Recent Research

on underlying	on sector	on market	
Date		Headline	Download
2024/09/11		Global Equity Ratings	
2024/09/11		Aktienempfehlungen Global	
2024/09/05		Global Equity Ratings	
2024/09/05		Aktienempfehlungen Global	
2024/08/12		Global Equity Ratings	