

# (TVOD) - EUX/202506

2024/07/18 19:13:06

Price  
**76.2557** GBP

Difference  0.23% (0.18)

### General attributes

Symbol	TVODM25
Exchange	Eurex
Currency	GBp
Security type	Future
Underlying	VODAFONE GROUP PLC
Maturity	06-2025
Contract size	100

### Market data

Bid (Bid size)	- GBp (-)
Ask (Ask size)	- GBp (-)
Open	76.2557 GBp
High	76.2557 GBp
Low	76.2557 GBp
Close (prev. day)	76.0797 GBp
Underlying	VODAFONE GROUP PLC
Underlying price (date)	70.88 (24/07/18)
Settlement price (date)	76.26 (24/07/18)
Open Interest	0

### Performance and Risk

	6m	1y	3y
Perf (%)	+8.13%	-	-
Perf (abs.)	+5.72	-	-
Beta	-	-	-
Volatility	24.90	-	-

### Futures and Options

Related Futures	-
Related Options	-












Information about previous performance does not guarantee future performance.  
Source: FactSet

### Price data

Ø price 5 days   Ø volume 5 days (pcs.)	75.7451 GBp (0)
Ø price 30 days   Ø volume 30 days (pcs.)	76.0725 GBp (0)
Ø price 100 days   Ø volume 100 days (pcs.)	73.7417 GBp (0)
Ø price 250 days   Ø volume 250 days (pcs.)	- GBp (-)
YTD High   date	79.7697 GBp (2024/05/16)
YTD Low   date	66.2196 GBp (2024/02/09)
52 Weeks High   date	- GBp (-)
52 Weeks Low   date	- GBp (-)

### Recent Research

on underlying		on sector	
Date		Headline	Download
2022/12/19		Global Equity Ratings	
2022/12/19		Aktienempfehlungen Global	
2022/11/28		Global Equity Ratings	
2022/11/28		Aktienempfehlungen Global	
2022/11/18		Global Equity Ratings	