

(TVOD) - EUX/202506

2024/06/07 18:55:29

Price
77.3548 GBP

Difference  -0.86% (-0.67)

General attributes

Symbol	TVODM25
Exchange	Eurex
Currency	GBP
Security type	Future
Underlying	VODAFONE GROUP PLC
Maturity	06-2025
Contract size	100

Market data

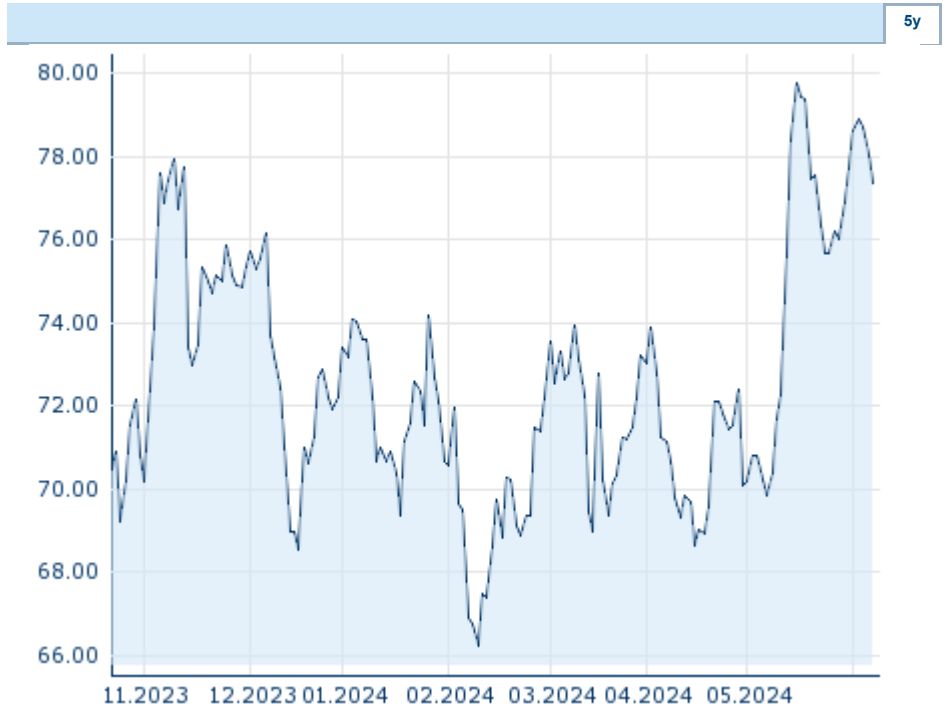
Bid (Bid size)	- GBp (-)
Ask (Ask size)	- GBp (-)
Open	77.3548 GBp
High	77.3548 GBp
Low	77.3548 GBp
Close (prev. day)	78.0252 GBp
Underlying	VODAFONE GROUP PLC
Underlying price (date)	71.52 (24/06/07)
Settlement price (date)	77.35 (24/06/07)
Open Interest	0

Performance and Risk

	6m	1y	3y
Perf (%)	+4.94%	-	-
Perf (abs.)	+3.64	-	-
Beta	-	-	-
Volatility	25.77	-	-

Futures and Options

Related Futures	-
Related Options	-












Information about previous performance does not guarantee future performance.
Source: FactSet

Price data

Ø price 5 days Ø volume 5 days (pcs.)	78.3180 GBp (0)
Ø price 30 days Ø volume 30 days (pcs.)	75.1230 GBp (0)
Ø price 100 days Ø volume 100 days (pcs.)	72.0723 GBp (0)
Ø price 250 days Ø volume 250 days (pcs.)	- GBp (-)
YTD High date	79.7697 GBp (2024/05/16)
YTD Low date	66.2196 GBp (2024/02/09)
52 Weeks High date	- GBp (-)
52 Weeks Low date	- GBp (-)

Recent Research

on underlying		on sector	
Date		Headline	Download
2022/12/19		Global Equity Ratings	
2022/12/19		Aktienempfehlungen Global	
2022/11/28		Global Equity Ratings	
2022/11/28		Aktienempfehlungen Global	
2022/11/18		Global Equity Ratings	