

(TVOD) - EUX/202406

2024/05/20 19:13:42

Price
79.1645 GBP

Difference  -0.04% (-0.03)

General attributes

Symbol	TVODM24
Exchange	Eurex
Currency	GBP
Security type	Future
Underlying	VODAFONE GROUP PLC
Maturity	06-2024
Contract size	100

Market data

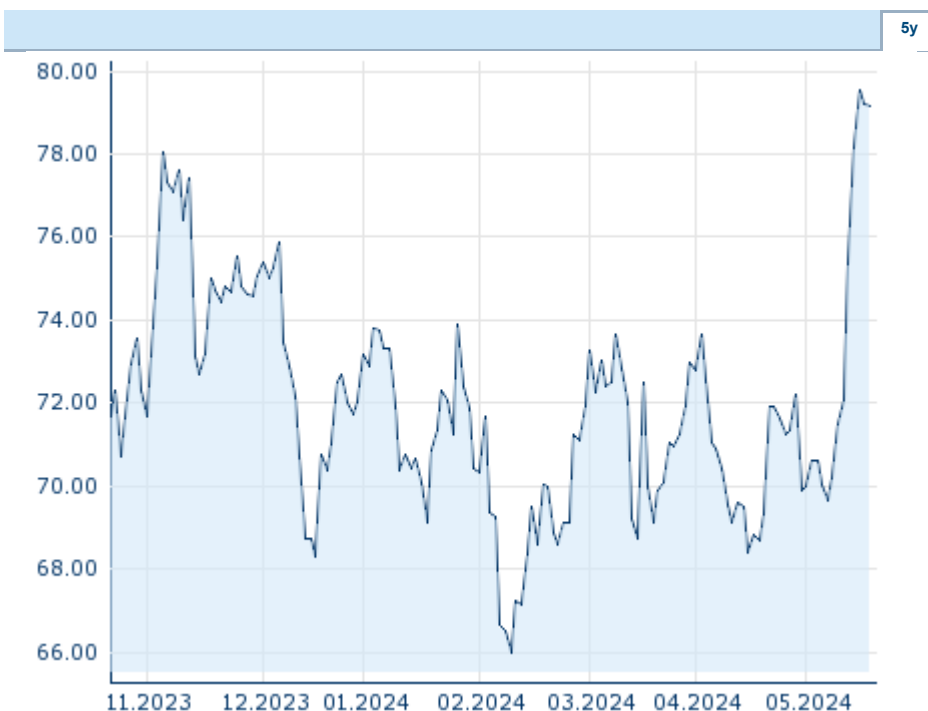
Bid (Bid size)	- GBP (-)
Ask (Ask size)	- GBP (-)
Open	79.1645 GBP
High	79.1645 GBP
Low	79.1645 GBP
Close (prev. day)	79.1939 GBP
Underlying	VODAFONE GROUP PLC
Underlying price (date)	77.16 (24/05/20)
Settlement price (date)	79.16 (24/05/20)
Open Interest	0

Performance and Risk

	6m	1y	3y
Perf (%)	+5.99%	-	-
Perf (abs.)	+4.47	-	-
Beta	-	-	-
Volatility	25.85	-	-

Futures and Options

Related Futures	-
Related Options	-







Information about previous performance does not guarantee future performance.
Source: FactSet

Price data

Ø price 5 days Ø volume 5 days (pcs.)	78.2822 GBP (0)
Ø price 30 days Ø volume 30 days (pcs.)	71.6825 GBP (0)
Ø price 100 days Ø volume 100 days (pcs.)	71.1666 GBP (0)
Ø price 250 days Ø volume 250 days (pcs.)	- GBP (-)
YTD High date	79.5449 GBP (2024/05/16)
YTD Low date	65.9786 GBP (2024/02/09)
52 Weeks High date	- GBP (-)
52 Weeks Low date	- GBP (-)

Recent Research

on underlying		on sector	
Date		Headline	Download
2022/12/19		Global Equity Ratings	
2022/12/19		Aktienempfehlungen Global	
2022/11/28		Global Equity Ratings	
2022/11/28		Aktienempfehlungen Global	
2022/11/18		Global Equity Ratings	