

## (TBPT) - EUX/202506

2024/06/27 18:54:53

Price  
**481.1415** GBP

Difference  0.43% (2.04)

## General attributes

Symbol	TBPTM25
Exchange	Eurex
Currency	GBP
Security type	Future
Underlying	BP PLC
Maturity	06-2025
Contract size	100

## Market data

Bid (Bid size)	- GBP (-)
Ask (Ask size)	- GBP (-)
Open	481.1415 GBP
High	481.1415 GBP
Low	481.1415 GBP
Close (prev. day)	479.0973 GBP
Underlying	BP PLC
Underlying price (date)	472.80 (24/06/27)
Settlement price (date)	481.14 (24/06/27)
Open Interest	0

## Performance and Risk

	6m	1y	3y
Perf (%)	+0.33%	-	-
Perf (abs.)	+1.56	-	-
Beta	-	-	-
Volatility	17.67	-	-

## Futures and Options

Related Futures	-
Related Options	-












Information about previous performance does not guarantee future performance.  
 Source: FactSet

## Price data

Ø price 5 days   Ø volume 5 days (pcs.)	480.7557 GBP (0)
Ø price 30 days   Ø volume 30 days (pcs.)	485.0236 GBP (0)
Ø price 100 days   Ø volume 100 days (pcs.)	498.0795 GBP (0)
Ø price 250 days   Ø volume 250 days (pcs.)	- GBP (-)
YTD High   date	547.7743 GBP (2024/04/12)
YTD Low   date	452.8146 GBP (2024/01/18)
52 Weeks High   date	- GBP (-)
52 Weeks Low   date	- GBP (-)

## Recent Research

on underlying		on sector	
Date		Headline	Download
2024/06/21		Global Equity Ratings	
2024/06/21		Aktienempfehlungen Global	
2024/06/14		Global Equity Ratings	
2024/06/14		Aktienempfehlungen Global	
2024/05/29		Global Equity Ratings	