

(THSB) - EUX/202409

2024/07/15 19:38:51

Price
706.3402 GBP

Difference  -1.04% (-7.41)

General attributes

Symbol	THSBU24
Exchange	Eurex
Currency	GBP
Security type	Future
Underlying	HSBC HOLDINGS PLC
Maturity	09-2024
Contract size	100

Market data

Bid (Bid size)	- GBP (-)
Ask (Ask size)	- GBP (-)
Open	706.3402 GBP
High	706.3402 GBP
Low	706.3402 GBP
Close (prev. day)	713.7516 GBP
Underlying	HSBC HOLDINGS PLC
Underlying price (date)	664.00 (24/07/16)
Settlement price (date)	706.34 (24/07/15)
Open Interest	0

Performance and Risk

	6m	1y	3y
Perf (%)	+16.35%	-	-
Perf (abs.)	+99.28	-	-
Beta	-	-	-
Volatility	21.27	-	-

Futures and Options

Related Futures	-
Related Options	-

5y












Information about previous performance does not guarantee future performance.
Source: FactSet

Price data

Ø price 5 days Ø volume 5 days (pcs.)	711.6934 GBP (0)
Ø price 30 days Ø volume 30 days (pcs.)	727.7364 GBP (0)
Ø price 100 days Ø volume 100 days (pcs.)	693.6270 GBP (0)
Ø price 250 days Ø volume 250 days (pcs.)	- GBP (-)
YTD High date	755.3580 GBP (2024/05/14)
YTD Low date	597.0782 GBP (2024/02/21)
52 Weeks High date	- GBP (-)
52 Weeks Low date	- GBP (-)

Recent Research

on underlying		on sector	
Date		Headline	Download
2024/07/15		Aktienempfehlungen Global	
2024/07/12		Global Equity Ratings	
2024/06/21		Global Equity Ratings	
2024/06/21		Aktienempfehlungen Global	
2024/06/14		Global Equity Ratings	