

## KERING S.A. FUTURE (PPXH) - EUX/202411

2024/07/16 18:50:51

Price  
**315.5592** EURDifference  -3.11% (-10.12)

## General attributes

Symbol	PPXH24
Exchange	Eurex
Currency	EUR
Security type	Future
Underlying	KERING S.A.
Maturity	11-2024
Contract size	100

## Market data

Bid (Bid size)	- EUR (-)
Ask (Ask size)	- EUR (-)
Open	315.5592 EUR
High	315.5592 EUR
Low	315.5592 EUR
Close (prev. day)	325.6792 EUR
Underlying	KERING S.A.
Underlying price (date)	315.20 (24/07/17)
Settlement price (date)	315.56 (24/07/16)
Open Interest	0

## Performance and Risk

	6m	1y	3y
Perf (%)	-12.84%	-	-
Perf (abs.)	-46.49	-	-
Beta	-	-	-
Volatility	34.00	-	-

## Futures and Options

Related Futures	-
Related Options	-

5y












Information about previous performance does not guarantee future performance.  
Source: FactSet

## Price data

Ø price 5 days   Ø volume 5 days (pcs.)	330.1490 EUR (0)
Ø price 30 days   Ø volume 30 days (pcs.)	329.0274 EUR (0)
Ø price 100 days   Ø volume 100 days (pcs.)	354.6408 EUR (0)
Ø price 250 days   Ø volume 250 days (pcs.)	- EUR (-)
YTD High   date	438.0171 EUR (2024/02/22)
YTD Low   date	307.7239 EUR (2024/06/14)
52 Weeks High   date	- EUR (-)
52 Weeks Low   date	- EUR (-)

## Recent Research

on underlying	on sector	on market	
Date		Headline	Download
2024/02/14		Global Equity Ratings	
2024/02/14		Aktienempfehlungen Global	
2024/01/23		Global Equity Ratings	
2024/01/23		Aktienempfehlungen Global	
2023/12/21		Global Equity Ratings	