

KERING S.A. FUTURE (PPXH) - EUX/202411

2024/07/12 18:59:06

Price
343.9355 EURDifference  2.36% (7.92)

General attributes

Symbol	PPXH24
Exchange	Eurex
Currency	EUR
Security type	Future
Underlying	KERING S.A.
Maturity	11-2024
Contract size	100

Market data

Bid (Bid size)	- EUR (-)
Ask (Ask size)	- EUR (-)
Open	343.9355 EUR
High	343.9355 EUR
Low	343.9355 EUR
Close (prev. day)	336.0125 EUR
Underlying	KERING S.A.
Underlying price (date)	339.20 (24/07/12)
Settlement price (date)	343.94 (24/07/12)
Open Interest	0

Performance and Risk

	6m	1y	3y
Perf (%)	-6.18%	-	-
Perf (abs.)	-22.64	-	-
Beta	-	-	-
Volatility	33.25	-	-

Futures and Options

Related Futures	-
Related Options	-












Information about previous performance does not guarantee future performance.
Source: FactSet

Price data

Ø price 5 days Ø volume 5 days (pcs.)	333.2796 EUR (0)
Ø price 30 days Ø volume 30 days (pcs.)	329.5050 EUR (0)
Ø price 100 days Ø volume 100 days (pcs.)	356.9396 EUR (0)
Ø price 250 days Ø volume 250 days (pcs.)	- EUR (-)
YTD High date	438.0171 EUR (2024/02/22)
YTD Low date	307.7239 EUR (2024/06/14)
52 Weeks High date	- EUR (-)
52 Weeks Low date	- EUR (-)

Recent Research

on underlying	on sector	on market	
Date		Headline	Download
2024/02/14		Global Equity Ratings	
2024/02/14		Aktienempfehlungen Global	
2024/01/23		Global Equity Ratings	
2024/01/23		Aktienempfehlungen Global	
2023/12/21		Global Equity Ratings	