

## (TVOD) - EUX/202412

2024/07/16 19:01:50

Price  
**74.7377** GBP

Difference  -0.44% (-0.33)

## General attributes

Symbol	TVODZ24
Exchange	Eurex
Currency	GBP
Security type	Future
Underlying	VODAFONE GROUP PLC
Maturity	12-2024
Contract size	100

## Market data

Bid (Bid size)	- GBP (-)
Ask (Ask size)	- GBP (-)
Open	74.7377 GBP
High	74.7377 GBP
Low	74.7377 GBP
Close (prev. day)	75.0688 GBP
Underlying	VODAFONE GROUP PLC
Underlying price (date)	69.38 (24/07/16)
Settlement price (date)	74.74 (24/07/16)
Open Interest	0

## Performance and Risk

	6m	1y	3y
Perf (%)	+6.44%	-	-
Perf (abs.)	+4.54	-	-
Beta	-	-	-
Volatility	24.92	-	-

## Futures and Options










Related Futures	-
Related Options	-



## Price data

Ø price 5 days   Ø volume 5 days (pcs.)	76.3783 GBP (0)
Ø price 30 days   Ø volume 30 days (pcs.)	76.2044 GBP (0)
Ø price 100 days   Ø volume 100 days (pcs.)	73.4955 GBP (0)
Ø price 250 days   Ø volume 250 days (pcs.)	- GBP (-)
YTD High   date	79.6773 GBP (2024/05/16)
YTD Low   date	66.0775 GBP (2024/02/09)
52 Weeks High   date	- GBP (-)
52 Weeks Low   date	- GBP (-)

## Recent Research

on underlying		on sector	
Date		Headline	Download
2022/12/19		Global Equity Ratings	
2022/12/19		Aktienempfehlungen Global	
2022/11/28		Global Equity Ratings	
2022/11/28		Aktienempfehlungen Global	
2022/11/18		Global Equity Ratings	