

(TVOD) - EUX/202412

2024/06/07 18:55:29

Price
77.2494 GBP

Difference  -0.88% (-0.69)

General attributes

Symbol	TVODZ24
Exchange	Eurex
Currency	GBP
Security type	Future
Underlying	VODAFONE GROUP PLC
Maturity	12-2024
Contract size	100

Market data

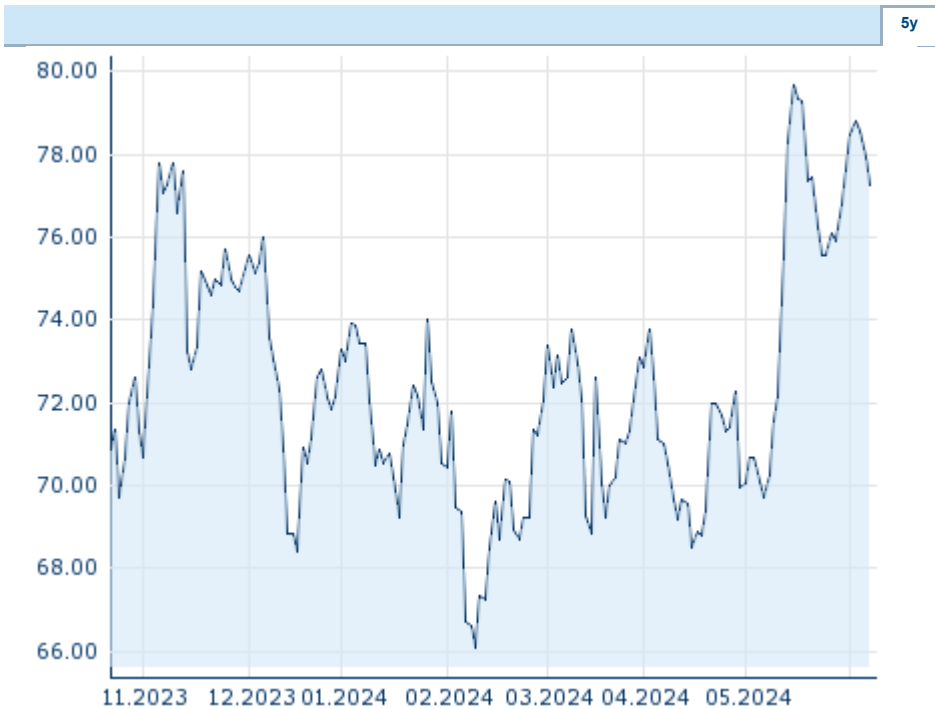
Bid (Bid size)	- GBP (-)
Ask (Ask size)	- GBP (-)
Open	77.2494 GBP
High	77.2494 GBP
Low	77.2494 GBP
Close (prev. day)	77.9374 GBP
Underlying	VODAFONE GROUP PLC
Underlying price (date)	71.52 (24/06/07)
Settlement price (date)	77.25 (24/06/07)
Open Interest	0

Performance and Risk

	6m	1y	3y
Perf (%)	+4.99%	-	-
Perf (abs.)	+3.67	-	-
Beta	-	-	-
Volatility	25.77	-	-

Futures and Options

Related Futures	-
Related Options	-












Information about previous performance does not guarantee future performance.
Source: FactSet

Price data

Ø price 5 days Ø volume 5 days (pcs.)	78.2080 GBP (0)
Ø price 30 days Ø volume 30 days (pcs.)	75.0106 GBP (0)
Ø price 100 days Ø volume 100 days (pcs.)	71.9378 GBP (0)
Ø price 250 days Ø volume 250 days (pcs.)	- GBP (-)
YTD High date	79.6773 GBP (2024/05/16)
YTD Low date	66.0775 GBP (2024/02/09)
52 Weeks High date	- GBP (-)
52 Weeks Low date	- GBP (-)

Recent Research

on underlying		on sector	
Date		Headline	Download
2022/12/19		Global Equity Ratings	
2022/12/19		Aktienempfehlungen Global	
2022/11/28		Global Equity Ratings	
2022/11/28		Aktienempfehlungen Global	
2022/11/18		Global Equity Ratings	