

(TVOD) - EUX/202409

2024/05/08 18:44:09

Price
69.6803 GBP

Difference  -0.56% (-0.39)

General attributes

Symbol	TVODU24
Exchange	Eurex
Currency	GBP
Security type	Future
Underlying	VODAFONE GROUP PLC
Maturity	09-2024
Contract size	100

Market data

Bid (Bid size)	- GBP (-)
Ask (Ask size)	- GBP (-)
Open	69.6803 GBP
High	69.6803 GBP
Low	69.6803 GBP
Close (prev. day)	70.0703 GBP
Underlying	VODAFONE GROUP PLC
Underlying price (date)	68.74 (24/05/09)
Settlement price (date)	69.68 (24/05/08)
Open Interest	0

Performance and Risk

	6m	1y	3y
Perf (%)	-9.70%	-	-
Perf (abs.)	-7.49	-	-
Beta	-	-	-
Volatility	25.94	-	-

Futures and Options

Related Futures	-
Related Options	-












Information about previous performance does not guarantee future performance.
Source: FactSet

Price data

Ø price 5 days Ø volume 5 days (pcs.)	70.1963 GBP (0)
Ø price 30 days Ø volume 30 days (pcs.)	70.7753 GBP (0)
Ø price 100 days Ø volume 100 days (pcs.)	70.7855 GBP (0)
Ø price 250 days Ø volume 250 days (pcs.)	- GBP (-)
YTD High date	73.9615 GBP (2024/01/26)
YTD Low date	66.0208 GBP (2024/02/09)
52 Weeks High date	- GBP (-)
52 Weeks Low date	- GBP (-)

Recent Research

on underlying		on sector	
Date		Headline	Download
2022/12/19		Global Equity Ratings	
2022/12/19		Aktienempfehlungen Global	
2022/11/28		Global Equity Ratings	
2022/11/28		Aktienempfehlungen Global	
2022/11/18		Global Equity Ratings	