

SOPRA STERIA GROUP S.A. FUTURE (SOPF) - EUX/202411

2024/07/26 18:35:55

Price
174.9451 EUR

Difference  2.85% (4.84)

General attributes

Symbol	SOPFX24
Exchange	Eurex
Currency	EUR
Security type	Future
Underlying	SOPRA STERIA GROUP S.A.
Maturity	11-2024
Contract size	100

Market data

Bid (Bid size)	- EUR (-)
Ask (Ask size)	- EUR (-)
Open	174.9451 EUR
High	174.9451 EUR
Low	174.9451 EUR
Close (prev. day)	170.1041 EUR
Underlying	SOPRA STERIA GROUP S.A.
Underlying price (date)	172.80 (24/07/26)
Settlement price (date)	174.95 (24/07/26)
Open Interest	0

Performance and Risk

	6m	1y	3y
Perf (%)	-19.94%	-	-
Perf (abs.)	-43.58	-	-
Beta	-	-	-
Volatility	34.39	-	-

Futures and Options

Related Futures	-
Related Options	-

5y












Information about previous performance does not guarantee future performance.
Source: FactSet

Price data

Ø price 5 days Ø volume 5 days (pcs.)	174.9432 EUR (0)
Ø price 30 days Ø volume 30 days (pcs.)	190.0137 EUR (0)
Ø price 100 days Ø volume 100 days (pcs.)	214.2216 EUR (0)
Ø price 250 days Ø volume 250 days (pcs.)	- EUR (-)
YTD High date	242.9174 EUR (2024/03/01)
YTD Low date	170.1041 EUR (2024/07/25)
52 Weeks High date	- EUR (-)
52 Weeks Low date	- EUR (-)

Recent Research

on sector		on market	
Date		Headline	Download
2024/07/26		Equity Weekly	
2024/07/24		Global Equity Ratings	
2024/07/24		Aktienempfehlungen Global	
2024/07/15		Aktienempfehlungen Global	
2024/07/12		Global Equity Ratings	