


BANCO SANTANDER S.A. FUTURE (SANH) - EUX/202411

2024/09/02 18:40:16

Price
4.427 EUR

Difference  -0.47% (-0.02)

General attributes

Symbol	SANHX24
Exchange	Eurex
Currency	EUR
Security type	Future
Underlying	BANCO SANTANDER SA
Maturity	11-2024
Contract size	100

Market data

Bid (Bid size)	- EUR (-)
Ask (Ask size)	- EUR (-)
Open	4.427 EUR
High	4.427 EUR
Low	4.427 EUR
Close (prev. day)	4.448 EUR
Underlying	BANCO SANTANDER SA
Underlying price (date)	4.4765 (24/09/02)
Settlement price (date)	4.43 (24/09/02)
Open Interest	0

Performance and Risk

	6m	1y	3y
Perf (%)	+15.91%	-	-
Perf (abs.)	+0.61	-	-
Beta	-	-	-
Volatility	26.01	-	-

Futures and Options

Related Futures	-
Related Options	-
























Information about previous performance does not guarantee future performance.
Source: FactSet

Price data

Ø price 5 days Ø volume 5 days (pcs.)	4.425 EUR (0)
Ø price 30 days Ø volume 30 days (pcs.)	4.264 EUR (0)
Ø price 100 days Ø volume 100 days (pcs.)	4.487 EUR (0)
Ø price 250 days Ø volume 250 days (pcs.)	- EUR (-)
YTD High date	4.889 EUR (2024/05/20)
YTD Low date	3.529 EUR (2024/01/29)
52 Weeks High date	- EUR (-)
52 Weeks Low date	- EUR (-)

Recent Research

on underlying				on sector				on market			
Date		Headline		Download		Download		Download		Download	
2024/08/12		Global Equity Ratings									
2024/08/12		Aktienempfehlungen Global									
2024/07/24		Global Equity Ratings									
2024/07/24		Aktienempfehlungen Global									
2024/07/15		Aktienempfehlungen Global		