


BANCO SANTANDER S.A. FUTURE (SANH) - EUX/202411

2024/08/14 18:37:05

Price
4.0556 EUR

Difference  **-0.33% (-0.01)**

General attributes

| | |
|---------------|--------------------|
| Symbol | SANHX24 |
| Exchange | Eurex |
| Currency | EUR |
| Security type | Future |
| Underlying | BANCO SANTANDER SA |
| Maturity | 11-2024 |
| Contract size | 100 |

Market data

| | |
|-------------------------|--------------------|
| Bid (Bid size) | - EUR (-) |
| Ask (Ask size) | - EUR (-) |
| Open | 4.0556 EUR |
| High | 4.0556 EUR |
| Low | 4.0556 EUR |
| Close (prev. day) | 4.0691 EUR |
| Underlying | BANCO SANTANDER SA |
| Underlying price (date) | 4.10 (24/08/14) |
| Settlement price (date) | 4.06 (24/08/14) |
| Open Interest | 0 |

Performance and Risk

| | 6m | 1y | 3y |
|-------------|---------|----|----|
| Perf (%) | +12.01% | - | - |
| Perf (abs.) | +0.43 | - | - |
| Beta | - | - | - |
| Volatility | 25.55 | - | - |

Futures and Options

| | |
|-----------------|---|
| Related Futures | - |
| Related Options | - |













Information about previous performance does not guarantee future performance.
 Source: FactSet

Price data

| | |
|---|-------------------------|
| Ø price 5 days Ø volume 5 days (pcs.) | 4.0499 EUR (0) |
| Ø price 30 days Ø volume 30 days (pcs.) | 4.3262 EUR (0) |
| Ø price 100 days Ø volume 100 days (pcs.) | 4.5105 EUR (0) |
| Ø price 250 days Ø volume 250 days (pcs.) | - EUR (-) |
| YTD High date | 4.8893 EUR (2024/05/20) |
| YTD Low date | 3.5286 EUR (2024/01/29) |
| 52 Weeks High date | - EUR (-) |
| 52 Weeks Low date | - EUR (-) |

Recent Research

| on underlying | | on sector | | on market | |
|---------------|---|---------------------------|--|---|--|
| Date | | Headline | | Download | |
| 2024/08/12 |  | Global Equity Ratings | |  | |
| 2024/08/12 |  | Aktienempfehlungen Global | |  | |
| 2024/07/24 |  | Global Equity Ratings | |  | |
| 2024/07/24 |  | Aktienempfehlungen Global | |  | |
| 2024/07/15 |  | Aktienempfehlungen Global | |  | |