

TOTAL ENERG.SE STOCK TRACKING FUTURE (1TOT) - EUX/202411

2024/06/10 18:47:27

Price
66.5577 EUR

Difference  0.38% (0.25)

General attributes

Symbol	1TOTX24
Exchange	Eurex
Currency	EUR
Security type	Future
Underlying	TOTALENERGIES SE
Maturity	11-2024
Contract size	100

Market data

Bid (Bid size)	- EUR (-)
Ask (Ask size)	- EUR (-)
Open	66.5577 EUR
High	66.5577 EUR
Low	66.5577 EUR
Close (prev. day)	66.305 EUR
Underlying	TOTALENERGIES SE
Underlying price (date)	64.10 (24/06/11)
Settlement price (date)	66.56 (24/06/10)
Open Interest	0

Performance and Risk

	6m	1y	3y
Perf (%)	+3.22%	-	-
Perf (abs.)	+2.08	-	-
Beta	-	-	-
Volatility	18.00	-	-

Futures and Options

Related Futures	-
Related Options	-

5y












Information about previous performance does not guarantee future performance.
Source: FactSet

Price data

Ø price 5 days Ø volume 5 days (pcs.)	66.1523 EUR (0)
Ø price 30 days Ø volume 30 days (pcs.)	68.0702 EUR (0)
Ø price 100 days Ø volume 100 days (pcs.)	65.3748 EUR (0)
Ø price 250 days Ø volume 250 days (pcs.)	- EUR (-)
YTD High date	71.1763 EUR (2024/04/26)
YTD Low date	59.8590 EUR (2024/01/22)
52 Weeks High date	- EUR (-)
52 Weeks Low date	- EUR (-)

Recent Research

on underlying		on sector		on market	
Date		Headline		Download	
2024/05/29		Global Equity Ratings			
2024/05/29		Aktienempfehlungen Global			
2024/04/26		Global Equity Ratings			
2024/04/26		Aktienempfehlungen Global			
2024/04/03		Global Equity Ratings		