

SIEMENS AG FUTURE (SIEH) - EUX/202411

2024/09/02 18:40:17

Price
171.8859 EURDifference  0.35% (0.59)

General attributes

Symbol	SIEHX24
Exchange	Eurex
Currency	EUR
Security type	Future
Underlying	SIEMENS AG
Maturity	11-2024
Contract size	100

Market data

Bid (Bid size)	- EUR (-)
Ask (Ask size)	- EUR (-)
Open	171.8859 EUR
High	171.8859 EUR
Low	171.8859 EUR
Close (prev. day)	171.2938 EUR
Underlying	SIEMENS AG
Underlying price (date)	170.64 (24/09/03)
Settlement price (date)	171.89 (24/09/02)
Open Interest	3,790

Performance and Risk

	6m	1y	3y
Perf (%)	-7.72%	-	-
Perf (abs.)	-14.38	-	-
Beta	-	-	-
Volatility	25.63	-	-

Futures and Options

Related Futures	-
Related Options	-

5y












Information about previous performance does not guarantee future performance.
Source: FactSet

Price data

Ø price 5 days Ø volume 5 days (pcs.)	170.5863 EUR (0)
Ø price 30 days Ø volume 30 days (pcs.)	166.1170 EUR (5)
Ø price 100 days Ø volume 100 days (pcs.)	175.0776 EUR (7)
Ø price 250 days Ø volume 250 days (pcs.)	- EUR (-)
YTD High date	192.1591 EUR (2024/05/10)
YTD Low date	155.6256 EUR (2024/08/06)
52 Weeks High date	- EUR (-)
52 Weeks Low date	- EUR (-)

Recent Research

on underlying	on sector	on market	
Date		Headline	Download
2024/08/12		Global Equity Ratings	
2024/08/12		Aktienempfehlungen Global	
2024/07/24		Global Equity Ratings	
2024/07/24		Aktienempfehlungen Global	
2024/07/15		Aktienempfehlungen Global	