

SIEMENS AG FUTURE (SIEH) - EUX/202411

2024/07/26 18:35:52

Price
171.9282 EURDifference  0.58% (0.99)

General attributes

Symbol	SIEHX24
Exchange	Eurex
Currency	EUR
Security type	Future
Underlying	SIEMENS AG
Maturity	11-2024
Contract size	100

Market data

Bid (Bid size)	- EUR (-)
Ask (Ask size)	- EUR (-)
Open	171.9282 EUR
High	171.9282 EUR
Low	171.9282 EUR
Close (prev. day)	170.9344 EUR
Underlying	SIEMENS AG
Underlying price (date)	169.82 (24/07/26)
Settlement price (date)	171.93 (24/07/26)
Open Interest	3,640

Performance and Risk

	6m	1y	3y
Perf (%)	+1.71%	-	-
Perf (abs.)	+2.89	-	-
Beta	-	-	-
Volatility	24.90	-	-

Futures and Options

Related Futures	-
Related Options	-

5y












Information about previous performance does not guarantee future performance.
Source: FactSet

Price data

Ø price 5 days Ø volume 5 days (pcs.)	173.5578 EUR (0)
Ø price 30 days Ø volume 30 days (pcs.)	176.2734 EUR (19)
Ø price 100 days Ø volume 100 days (pcs.)	179.4707 EUR (6)
Ø price 250 days Ø volume 250 days (pcs.)	- EUR (-)
YTD High date	192.1591 EUR (2024/05/10)
YTD Low date	159.9950 EUR (2024/01/17)
52 Weeks High date	- EUR (-)
52 Weeks Low date	- EUR (-)

Recent Research

on underlying	on sector	on market	
Date		Headline	Download
2024/07/24		Global Equity Ratings	
2024/07/24		Aktienempfehlungen Global	
2024/07/15		Aktienempfehlungen Global	
2024/07/12		Global Equity Ratings	
2024/06/21		Global Equity Ratings	