

SIEMENS AG FUTURE (SIEH) - EUX/202411

2024/06/11 18:56:09

Price
175.5039 EURDifference  -1.15% (-2.03)

General attributes

Symbol	SIEHX24
Exchange	Eurex
Currency	EUR
Security type	Future
Underlying	SIEMENS AG
Maturity	11-2024
Contract size	100

Market data

Bid (Bid size)	- EUR (-)
Ask (Ask size)	- EUR (-)
Open	175.5039 EUR
High	175.5039 EUR
Low	175.5039 EUR
Close (prev. day)	177.5387 EUR
Underlying	SIEMENS AG
Underlying price (date)	172.46 (24/06/11)
Settlement price (date)	175.50 (24/06/11)
Open Interest	4,200

Performance and Risk

	6m	1y	3y
Perf (%)	+5.66%	-	-
Perf (abs.)	+9.41	-	-
Beta	-	-	-
Volatility	22.71	-	-

Futures and Options

Related Futures	-
Related Options	-

5y












Information about previous performance does not guarantee future performance.
Source: FactSet

Price data

Ø price 5 days Ø volume 5 days (pcs.)	178.2316 EUR (0)
Ø price 30 days Ø volume 30 days (pcs.)	181.2999 EUR (0)
Ø price 100 days Ø volume 100 days (pcs.)	178.4112 EUR (0)
Ø price 250 days Ø volume 250 days (pcs.)	- EUR (-)
YTD High date	192.1591 EUR (2024/05/10)
YTD Low date	159.9950 EUR (2024/01/17)
52 Weeks High date	- EUR (-)
52 Weeks Low date	- EUR (-)

Recent Research

on underlying	on sector	on market	
Date		Headline	Download
2024/05/29		Global Equity Ratings	
2024/05/29		Aktienempfehlungen Global	
2024/04/26		Global Equity Ratings	
2024/04/26		Aktienempfehlungen Global	
2024/04/03		Global Equity Ratings	