

E.ON SE FUTURE (EOAI) - EUX/202411

2024/09/18 18:40:37

Price
13.6177 EURDifference  -1.21% (-0.17)

General attributes

Symbol	EOAIX24
Exchange	Eurex
Currency	EUR
Security type	Future
Underlying	E.ON SE
Maturity	11-2024
Contract size	100

Market data

Bid (Bid size)	- EUR (-)
Ask (Ask size)	- EUR (-)
Open	13.6177 EUR
High	13.6177 EUR
Low	13.6177 EUR
Close (prev. day)	13.7851 EUR
Underlying	E.ON SE
Underlying price (date)	13.535 (24/09/18)
Settlement price (date)	13.62 (24/09/18)
Open Interest	0

Performance and Risk

	6m	1y	3y
Perf (%)	+9.31%	-	-
Perf (abs.)	+1.17	-	-
Beta	-	-	-
Volatility	17.46	-	-

Futures and Options

Related Futures	-
Related Options	-













Information about previous performance does not guarantee future performance.
Source: FactSet

Price data

Ø price 5 days Ø volume 5 days (pcs.)	13.6286 EUR (0)
Ø price 30 days Ø volume 30 days (pcs.)	12.8783 EUR (0)
Ø price 100 days Ø volume 100 days (pcs.)	12.7253 EUR (0)
Ø price 250 days Ø volume 250 days (pcs.)	- EUR (-)
YTD High date	13.7851 EUR (2024/09/17)
YTD Low date	11.6039 EUR (2024/02/27)
52 Weeks High date	- EUR (-)
52 Weeks Low date	- EUR (-)

Recent Research

on underlying	on sector	on market	
Date		Headline	Download
2022/12/19		Global Equity Ratings	
2022/12/19		Aktienempfehlungen Global	
2022/11/28		Global Equity Ratings	
2022/11/28		Aktienempfehlungen Global	
2022/11/18		Global Equity Ratings	

5y