

## BE SEMICONDUCTOR INDS N.V. FUTURE (BSIF) - EUX/202411

2024/07/26 18:35:00

Price  
**124.4257** EURDifference  1.73% (2.11)

## General attributes

Symbol	BSIFX24
Exchange	Eurex
Currency	EUR
Security type	Future
Underlying	BE SEMICONDUCTOR INDUSTRIES N.V.
Maturity	11-2024
Contract size	100

## Market data

Bid (Bid size)	- EUR (-)
Ask (Ask size)	- EUR (-)
Open	124.4257 EUR
High	124.4257 EUR
Low	124.4257 EUR
Close (prev. day)	122.313 EUR
Underlying	BE SEMICONDUCTOR INDUSTRIES N.V.
Underlying price (date)	122.90 (24/07/26)
Settlement price (date)	124.43 (24/07/26)
Open Interest	355

## Performance and Risk

	6m	1y	3y
Perf (%)	-13.91%	-	-
Perf (abs.)	-20.11	-	-
Beta	-	-	-
Volatility	55.56	-	-

## Futures and Options

Related Futures	-
Related Options	-

5y












Information about previous performance does not guarantee future performance.  
Source: FactSet

## Price data

Ø price 5 days   Ø volume 5 days (pcs.)	139.5836 EUR (0)
Ø price 30 days   Ø volume 30 days (pcs.)	157.9544 EUR (4)
Ø price 100 days   Ø volume 100 days (pcs.)	147.5198 EUR (5)
Ø price 250 days   Ø volume 250 days (pcs.)	- EUR (-)
YTD High   date	180.7232 EUR (2024/03/07)
YTD Low   date	122.3130 EUR (2024/07/25)
52 Weeks High   date	- EUR (-)
52 Weeks Low   date	- EUR (-)

## Recent Research

on sector		on market	
Date		Headline	Download
2024/07/26		Equity Weekly	
2024/07/24		Global Equity Ratings	
2024/07/24		Aktienempfehlungen Global	
2024/07/15		Aktienempfehlungen Global	
2024/07/12		Global Equity Ratings	