

UBER TECHNOLOGIES INC. FUTURE (UBRF) - EUX/202411

2024/07/15 18:41:57

Price
73.3051 USD

Difference  **-1.52% (-1.13)**

General attributes

Symbol	UBRF24
Exchange	Eurex
Currency	USD
Security type	Future
Underlying	UBER TECHNOLOGIES INC.
Maturity	11-2024
Contract size	100

Market data

Bid (Bid size)	- USD (-)
Ask (Ask size)	- USD (-)
Open	73.3051 USD
High	73.3051 USD
Low	73.3051 USD
Close (prev. day)	74.4392 USD
Underlying	UBER TECHNOLOGIES INC.
Underlying price (date)	74.72 (24/07/16)
Settlement price (date)	73.31 (24/07/15)
Open Interest	0

Performance and Risk

	6m	1y	3y
Perf (%)	+10.15%	-	-
Perf (abs.)	+6.75	-	-
Beta	-	-	-
Volatility	38.07	-	-

Futures and Options

Related Futures	-
Related Options	-












Information about previous performance does not guarantee future performance.
 Source: FactSet

Price data

Ø price 5 days Ø volume 5 days (pcs.)	72.8839 USD (0)
Ø price 30 days Ø volume 30 days (pcs.)	71.7346 USD (0)
Ø price 100 days Ø volume 100 days (pcs.)	74.0863 USD (0)
Ø price 250 days Ø volume 250 days (pcs.)	- USD (-)
YTD High date	84.1403 USD (2024/03/04)
YTD Low date	60.7564 USD (2024/01/05)
52 Weeks High date	- USD (-)
52 Weeks Low date	- USD (-)

Recent Research

on underlying on sector on market			
Date		Headline	Download
2024/07/15		Aktienempfehlungen Global	
2024/07/12		Global Equity Ratings	
2024/06/21		Global Equity Ratings	
2024/06/21		Aktienempfehlungen Global	
2024/06/14		Global Equity Ratings	