

AMADEUS IT GROUP S.A. FUTURE (AI3F) - EUX/202411

2024/04/26 18:30:47

Price
60.324 EUR

Difference  0.75% (0.45)

General attributes

Symbol	AI3FX24
Exchange	Eurex
Currency	EUR
Security type	Future
Underlying	AMADEUS IT GROUP SA
Maturity	11-2024
Contract size	100

Market data

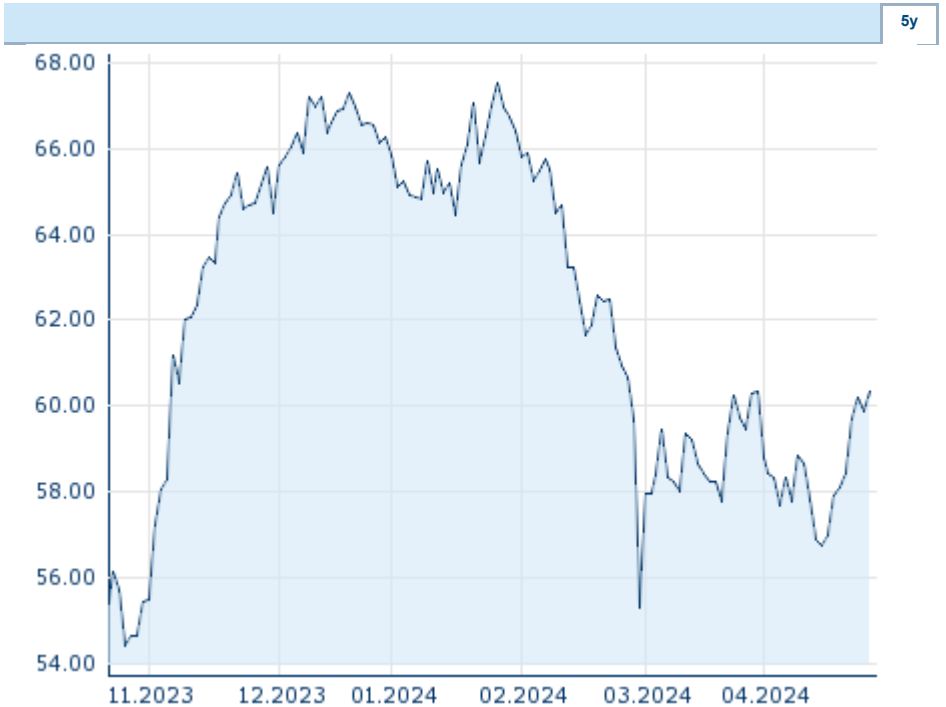
Bid (Bid size)	- EUR (-)
Ask (Ask size)	- EUR (-)
Open	60.324 EUR
High	60.324 EUR
Low	60.324 EUR
Close (prev. day)	59.8777 EUR
Underlying	AMADEUS IT GROUP SA
Underlying price (date)	59.64 (24/04/26)
Settlement price (date)	60.32 (24/04/26)
Open Interest	0

Performance and Risk

	6m	1y	3y
Perf (%)	+10.89%	-	-
Perf (abs.)	+5.92	-	-
Beta	-	-	-
Volatility	22.60	-	-

Futures and Options

Related Futures	-
Related Options	-












Information about previous performance does not guarantee future performance.
Source: FactSet

Price data

Ø price 5 days Ø volume 5 days (pcs.)	59.695 EUR (0)
Ø price 30 days Ø volume 30 days (pcs.)	58.677 EUR (0)
Ø price 100 days Ø volume 100 days (pcs.)	62.532 EUR (0)
Ø price 250 days Ø volume 250 days (pcs.)	- EUR (-)
YTD High date	67.528 EUR (2024/01/26)
YTD Low date	55.271 EUR (2024/02/29)
52 Weeks High date	- EUR (-)
52 Weeks Low date	- EUR (-)

Recent Research

on underlying	on sector	on market	
Date		Headline	Download
2023/10/27		Global Equity Ratings	
2023/10/27		Aktienempfehlungen Global	
2023/09/29		Global Equity Ratings	
2023/09/29		Aktienempfehlungen Global	
2023/09/08		Global Equity Ratings	