

KELLOGG CO. FUTURE (KELF) - EUX/202411

2024/07/26 18:35:29

Price
57.7767 USD
 Difference  -0.03% (-0.02)

General attributes

Symbol	KELFX24
Exchange	Eurex
Currency	USD
Security type	Future
Underlying	KELLANOVA
Maturity	11-2024
Contract size	100

Market data

Bid (Bid size)	- USD (-)
Ask (Ask size)	- USD (-)
Open	57.7767 USD
High	57.7767 USD
Low	57.7767 USD
Close (prev. day)	57.7957 USD
Underlying	KELLANOVA
Underlying price (date)	57.47 (24/07/26)
Settlement price (date)	57.78 (24/07/26)
Open Interest	0

Performance and Risk

	6m	1y	3y
Perf (%)	+4.45%	-	-
Perf (abs.)	+2.46	-	-
Beta	-	-	-
Volatility	20.05	-	-

Futures and Options

Related Futures	-
Related Options	-

5y











Information about previous performance does not guarantee future performance.
 Source: FactSet

Price data

Ø price 5 days Ø volume 5 days (pcs.)	57.6498 USD (0)
Ø price 30 days Ø volume 30 days (pcs.)	57.9499 USD (0)
Ø price 100 days Ø volume 100 days (pcs.)	58.5487 USD (0)
Ø price 250 days Ø volume 250 days (pcs.)	- USD (-)
YTD High date	63.0206 USD (2024/05/13)
YTD Low date	53.4153 USD (2024/03/14)
52 Weeks High date	- USD (-)
52 Weeks Low date	- USD (-)

Recent Research

on sector		on market	
Date		Headline	Download
2024/07/26		Equity Weekly	
2024/07/24		Global Equity Ratings	
2024/07/24		Aktienempfehlungen Global	
2024/07/15		Aktienempfehlungen Global	
2024/07/12		Equity Weekly	