

# KESKO OY FUTURE (KEKG) - EUX/202411

2024/08/15 18:48:14

Price  
**18.0283** EUR

Difference  1.52% (0.27)

### General attributes

Symbol	KEKGX24
Exchange	Eurex
Currency	EUR
Security type	Future
Underlying	KESKO OYJ CLASS B
Maturity	11-2024
Contract size	100

### Market data

Bid (Bid size)	- EUR (-)
Ask (Ask size)	- EUR (-)
Open	18.0283 EUR
High	18.0283 EUR
Low	18.0283 EUR
Close (prev. day)	17.7575 EUR
Underlying	KESKO OYJ CLASS B
Underlying price (date)	18.045 (24/08/15)
Settlement price (date)	18.03 (24/08/15)
Open Interest	0

### Performance and Risk

	6m	1y	3y
Perf (%)	+4.18%	-	-
Perf (abs.)	+0.72	-	-
Beta	-	-	-
Volatility	20.96	-	-

### Futures and Options

Related Futures	-
Related Options	-

5y












Information about previous performance does not guarantee future performance.  
Source: FactSet

### Price data

Ø price 5 days   Ø volume 5 days (pcs.)	17.4863 EUR (0)
Ø price 30 days   Ø volume 30 days (pcs.)	16.7566 EUR (0)
Ø price 100 days   Ø volume 100 days (pcs.)	16.5674 EUR (0)
Ø price 250 days   Ø volume 250 days (pcs.)	- EUR (-)
YTD High   date	18.5991 EUR (2024/01/30)
YTD Low   date	15.7715 EUR (2024/04/25)
52 Weeks High   date	- EUR (-)
52 Weeks Low   date	- EUR (-)

### Recent Research

on sector		on market	
Date		Headline	Download
2024/08/12		Global Equity Ratings	
2024/08/12		Aktienempfehlungen Global	
2024/07/24		Global Equity Ratings	
2024/07/24		Aktienempfehlungen Global	
2024/07/15		Aktienempfehlungen Global	