

KESKO OY FUTURE (KEKG) - EUX/202411

2024/07/16 18:50:39

Price
16.3753 EUR

Difference  -0.66% (-0.11)

General attributes

Symbol	KEKGX24
Exchange	Eurex
Currency	EUR
Security type	Future
Underlying	KESKO OYJ CLASS B
Maturity	11-2024
Contract size	100

Market data

Bid (Bid size)	- EUR (-)
Ask (Ask size)	- EUR (-)
Open	16.3753 EUR
High	16.3753 EUR
Low	16.3753 EUR
Close (prev. day)	16.4836 EUR
Underlying	KESKO OYJ CLASS B
Underlying price (date)	16.345 (24/07/16)
Settlement price (date)	16.38 (24/07/16)
Open Interest	0

Performance and Risk

	6m	1y	3y
Perf (%)	-5.08%	-	-
Perf (abs.)	-0.88	-	-
Beta	-	-	-
Volatility	22.86	-	-

Futures and Options

Related Futures	-
Related Options	-

5y












Information about previous performance does not guarantee future performance.
Source: FactSet

Price data

Ø price 5 days Ø volume 5 days (pcs.)	16.5761 EUR (0)
Ø price 30 days Ø volume 30 days (pcs.)	16.3557 EUR (0)
Ø price 100 days Ø volume 100 days (pcs.)	16.6250 EUR (0)
Ø price 250 days Ø volume 250 days (pcs.)	- EUR (-)
YTD High date	18.5991 EUR (2024/01/30)
YTD Low date	15.7715 EUR (2024/04/25)
52 Weeks High date	- EUR (-)
52 Weeks Low date	- EUR (-)

Recent Research

on sector		on market	
Date		Headline	Download
2024/07/15		Aktienempfehlungen Global	
2024/07/12		Global Equity Ratings	
2024/06/21		Equity Weekly	
2024/06/21		Global Equity Ratings	
2024/06/21		Aktienempfehlungen Global	