

# CITIGROUP INC. FUTURE (CITG) - EUX/202411

2024/08/01 18:58:29

Price  
**62.8427** USD

Difference  -4.65% (-3.07)

### General attributes

Symbol	CITGX24
Exchange	Eurex
Currency	USD
Security type	Future
Underlying	CITIGROUP INC
Maturity	11-2024
Contract size	100

### Market data

Bid (Bid size)	- USD (-)
Ask (Ask size)	- USD (-)
Open	62.8427 USD
High	62.8427 USD
Low	62.8427 USD
Close (prev. day)	65.9092 USD
Underlying	CITIGROUP INC
Underlying price (date)	62.94 (24/08/01)
Settlement price (date)	62.84 (24/08/01)
Open Interest	0

### Performance and Risk

	6m	1y	3y
Perf (%)	+14.94%	-	-
Perf (abs.)	+8.57	-	-
Beta	-	-	-
Volatility	21.73	-	-

### Futures and Options

Related Futures	-
Related Options	-

5y












Information about previous performance does not guarantee future performance.  
Source: FactSet

### Price data

Ø price 5 days   Ø volume 5 days (pcs.)	65.1647 USD (0)
Ø price 30 days   Ø volume 30 days (pcs.)	64.3897 USD (0)
Ø price 100 days   Ø volume 100 days (pcs.)	62.5793 USD (0)
Ø price 250 days   Ø volume 250 days (pcs.)	- USD (-)
YTD High   date	67.8507 USD (2024/07/17)
YTD Low   date	50.6457 USD (2024/01/18)
52 Weeks High   date	- USD (-)
52 Weeks Low   date	- USD (-)

### Recent Research

on underlying	on sector	on market	
Date		Headline	Download
2024/07/24		Global Equity Ratings	
2024/07/24		Aktienempfehlungen Global	
2024/07/15		Aktienempfehlungen Global	
2024/07/12		Global Equity Ratings	
2024/06/21		Global Equity Ratings	