

CITIGROUP INC. FUTURE (CITG) - EUX/202411

2024/05/08 18:34:51

Price
63.2161 USD
 Difference  -0.21% (-0.13)

General attributes

Symbol CITGX24
 Exchange Eurex
 Currency USD
 Security type Future
 Underlying CITIGROUP INC
 Maturity 11-2024
 Contract size 100

Market data

Bid (Bid size) - USD (-)
 Ask (Ask size) - USD (-)
 Open 63.2161 USD
 High 63.2161 USD
 Low 63.2161 USD
 Close (prev. day) 63.3494 USD
 Underlying CITIGROUP INC
 Underlying price (date) 62.75 (24/05/08)
 Settlement price (date) 63.22 (24/05/08)
 Open Interest 0

Performance and Risk

	6m	1y	3y
Perf (%)	+50.91%	-	-
Perf (abs.)	+21.33	-	-
Beta	-	-	-
Volatility	25.68	-	-

Futures and Options

Related Futures -
 Related Options -

5y












Information about previous performance does not guarantee future performance.
 Source: FactSet

Price data

Ø price 5 days Ø volume 5 days (pcs.)	62.8164 USD (0)
Ø price 30 days Ø volume 30 days (pcs.)	61.6599 USD (0)
Ø price 100 days Ø volume 100 days (pcs.)	56.7800 USD (0)
Ø price 250 days Ø volume 250 days (pcs.)	- USD (-)
YTD High date	63.8580 USD (2024/04/02)
YTD Low date	50.6457 USD (2024/01/18)
52 Weeks High date	- USD (-)
52 Weeks Low date	- USD (-)

Recent Research

on underlying	on sector	on market	
Date		Headline	Download
2024/04/26		Global Equity Ratings	
2024/04/26		Aktienempfehlungen Global	
2024/04/03		Global Equity Ratings	
2024/04/03		Aktienempfehlungen Global	
2024/03/13		Global Equity Ratings	