

ROYAL BANK OF CANADA FUTURE (RYFF) - EUX/202411

2024/07/16 18:51:03

Price
110.841 USD

Difference  -0.47% (-0.53)

General attributes

Symbol	RYFFX24
Exchange	Eurex
Currency	USD
Security type	Future
Underlying	ROYAL BANK OF CANADA
Maturity	11-2024
Contract size	100

Market data

Bid (Bid size)	- USD (-)
Ask (Ask size)	- USD (-)
Open	110.841 USD
High	110.841 USD
Low	110.841 USD
Close (prev. day)	111.3692 USD
Underlying	ROYAL BANK OF CANADA
Underlying price (date)	151.69 (24/07/16)
Settlement price (date)	110.84 (24/07/16)
Open Interest	0

Performance and Risk

	6m	1y	3y
Perf (%)	+11.96%	-	-
Perf (abs.)	+11.90	-	-
Beta	-	-	-
Volatility	16.52	-	-

Futures and Options

Related Futures	-
Related Options	-

5y












Information about previous performance does not guarantee future performance.
Source: FactSet

Price data

Ø price 5 days Ø volume 5 days (pcs.)	111.022 USD (0)
Ø price 30 days Ø volume 30 days (pcs.)	107.191 USD (0)
Ø price 100 days Ø volume 100 days (pcs.)	103.327 USD (0)
Ø price 250 days Ø volume 250 days (pcs.)	- USD (-)
YTD High date	111.573 USD (2024/07/12)
YTD Low date	96.935 USD (2024/04/17)
52 Weeks High date	- USD (-)
52 Weeks Low date	- USD (-)

Recent Research

on underlying		on sector	
Date		Headline	Download
2024/07/15		Aktienempfehlungen Global	
2024/07/12		Global Equity Ratings	
2024/06/21		Global Equity Ratings	
2024/06/21		Aktienempfehlungen Global	
2024/06/14		Global Equity Ratings	