

GEBERIT AG FUTURE (GBRI) - EUX/202411

2024/07/26 18:35:18

Price
555.3414 CHF
 Difference  1.06% (5.82)

General attributes

Symbol	GBRIX24
Exchange	Eurex
Currency	CHF
Security type	Future
Underlying	GEBERIT AG
Maturity	11-2024
Contract size	100

Market data

Bid (Bid size)	- CHF (-)
Ask (Ask size)	- CHF (-)
Open	555.3414 CHF
High	555.3414 CHF
Low	555.3414 CHF
Close (prev. day)	549.5233 CHF
Underlying	GEBERIT AG
Underlying price (date)	553.40 (24/07/26)
Settlement price (date)	555.34 (24/07/26)
Open Interest	320

Performance and Risk

	6m	1y	3y
Perf (%)	+10.88%	-	-
Perf (abs.)	+54.49	-	-
Beta	-	-	-
Volatility	18.94	-	-

Futures and Options

Related Futures	-
Related Options	-












Information about previous performance does not guarantee future performance.
 Source: FactSet

Price data

Ø price 5 days Ø volume 5 days (pcs.)	559.2515 CHF (0)
Ø price 30 days Ø volume 30 days (pcs.)	548.3379 CHF (1)
Ø price 100 days Ø volume 100 days (pcs.)	536.3536 CHF (3)
Ø price 250 days Ø volume 250 days (pcs.)	- CHF (-)
YTD High date	572.6165 CHF (2024/05/24)
YTD Low date	482.0563 CHF (2024/01/18)
52 Weeks High date	- CHF (-)
52 Weeks Low date	- CHF (-)

Recent Research

on underlying	on sector	on market	
Date		Headline	Download
2022/12/19		Global Equity Ratings	
2022/12/19		Aktienempfehlungen Global	
2022/11/28		Global Equity Ratings	
2022/11/28		Aktienempfehlungen Global	
2022/11/18		Global Equity Ratings	